

IOWA BIRD LIFE

Spring 1995 Volume 65 Number 2



IOWA ORNITHOLOGISTS' UNION

IOWA BIRD LIFE

Spring 1995

Volume 65, Number 2

CONTENTS

ANALYSIS OF PEREGRINE FALCON (<i>FALCO PEREGRINUS</i>) FOOD HABITS	25
<i>Laura M. Myers and James L. Pease</i>	
CHRISTMAS BIRD COUNT 1994-95	30
<i>W. Ross Silcock</i>	
FIFTY YEARS AGO IN IOWA BIRD LIFE	43
FIELD REPORTS--WINTER 1994-95	44
<i>W. Ross Silcock</i>	
PURPLE GALLINULE IN BREMER COUNTY.....	52
<i>Tom Stone</i>	
MEW GULL AT RED ROCK RESERVOIR.....	53
<i>Ann Johnson</i>	
FIRST SUMMER RECORD OF A PACIFIC/ARCTIC LOON FOR IOWA	55
<i>Stephen J. Dinsmore</i>	
I.O.U. BUSINESS.....	56
<i>Board of Directors meeting, 6 November 1994</i>	
<i>Treasurers Report 1994</i>	
BOOK REVIEW.....	60
<i>New World Warblers</i>	

FRONT COVER: Young Peregrine Falcon at Cedar Rapids, Linn County. Photograph by Lowell Washburn, Clear Lake, Iowa.

INSIDE BACK COVER: Editorial Staff, Subscription/Membership Information, Instructions to Authors, Officers, Board of Directors, Standing Committees.

BACK COVER: Meeting Dates, Report Deadlines, Birdline, Materials Available.

Copyright 1995 Iowa Ornithologists' Union



The IOWA ORNITHOLOGISTS' UNION, founded in 1923, encourages interest in the identification, study, and protection of birds in Iowa and seeks to unite those who have these interests in common. *Iowa Bird Life* and *I.O.U. News* are quarterly publications of the Union.

EDITORIAL STAFF

James J. Dinsmore, Editor, 4024 Arkansas Drive, Ames, IA 50014 (e-mail: oldcoot@iastate.edu)
James J. Dinsmore, Summer Field Reports Editor, 4024 Arkansas Dr., Ames, IA 50014
Stephen J. Dinsmore, Summer Field Reports Editor, 4024 Arkansas Dr., Ames, IA 50014
James L. Fuller, Fall Field Reports Editor, 6 Longview Knoll, RR 6, Iowa City, IA 52240
Thomas H. Kent, Spring and Fall Field Reports Editor, 211 Richards St., Iowa City, IA 52246
W. Ross Silcock, Christmas Bird Count & Winter Field Reports Editor, Box 300, Tabor, IA 51653

SUBSCRIPTION/MEMBERSHIP INFORMATION

Institutions may subscribe to *Iowa Bird Life* for \$15 per year. Individuals may join the Iowa Ornithologists' Union according to the following membership classes: Regular (\$15); Regular as spouse or minor child of another Regular member without publications (\$4 first additional family member, \$2 each additional family member); Contributing (\$15 plus any additional tax-deductible contribution to the I.O.U.); and Life (\$300 as single payment or \$75 for each of four years). Members will also receive the quarterly *I.O.U. News* and are eligible to vote and hold office in the Union. Send subscriptions, membership payments, or address changes to Pam Allen, 1601 Pleasant St., West Des Moines, IA 50265.

INSTRUCTIONS TO AUTHORS

Original manuscripts, notes, letters (indicate if for publication), editorials, and other materials relating to birds and bird finding in Iowa should be sent to the editor. Accepted manuscripts will generally be published promptly, depending on space available, with the following absolute deadlines: 15 November for the Winter issue; 15 February for the Spring issue; 15 May for the Summer issue; and 15 July for the Fall issue. Most manuscripts will be refereed. All material should be typed double-spaced or hand printed in ink on 8 1/2 by 11 inch paper. Authors should pattern their style after a current issue of the journal. If you want more detailed guidelines or advice regarding the appropriateness of your topic for *Iowa Bird Life*, send a self-addressed stamped envelope to the editor. Manuscripts may also be submitted on computer disk (Word 4.0 for Macintosh or compatible programs). Please submit one printed copy of the manuscript with the disk.

OFFICERS OF THE IOWA ORNITHOLOGISTS' UNION

Carol Thompson, President (1997), 116 Muscatine Avenue, Iowa City, IA 52240
Ann Johnson, Vice-President (1997), 532 120th Avenue, Norwalk, IA 50211
Mary Kuhlman, Secretary (1996), 1300 N. 29th Street, Fort Dodge, IA 50501
Pam Allen, Treasurer (1996), 1601 Pleasant St., West Des Moines, IA 50265
Other members of the Board of Directors: Ann Barker (1997), Beth Brown (1996), O. J. (Bud) Gode (1997), Matthew C. Kenne (1997), and Tim Schantz (1996).

STANDING COMMITTEES

Publications: John Fleckenstein (chair), Ann M. Barker, Dan Dorrance, David C. Edwards, Harold White.
Records: Thomas H. Kent (secretary), Tanya Bray, Ray Cummins, Ann Johnson, Francis L. Moore, Tim Schantz, Ross Silcock.
Membership: Diane Porter (chair), Pam Allen, Beth Brown, Laura Jackson, Ann Johnson.
Library/Historical: James J. Dinsmore (chair), Thomas H. Kent, Darwin Koenig, James P. Sandrock, Hank Zaletel.

UPCOMING MEETINGS OF IOWA ORNITHOLOGISTS' UNION

8-10 September 1995, Davenport

May 1996, Burlington

May 1997-joint with South Dakota and Nebraska (planned)

FIELD REPORTS

Anyone observing birds in Iowa is encouraged to report their findings on a quarterly basis to the Field Reports editors. Sample reporting and documentation forms suitable for duplication are available from the editor (send self-addressed stamped envelope to Jim Dinsmore, 4024 Arkansas Dr., Ames, IA 50014). An article describing the reporting process is also available.

Deadlines for receipt of field reports are as follows:

*Winter (Dec. Jan, Feb)--3 March (W. Ross Silcock, Box 300, Tabor, IA 51653)

*Spring (Mar, Apr, May)--3 June (Thomas H. Kent, 211 Richards St., Iowa City, IA 52246)

*Summer (Jun, Jul)--3 August (James J. Dinsmore, 4024 Arkansas Dr., Ames, IA 50014)

*Fall (Aug, Sep, Oct, Nov)--3 December (Thomas H. Kent, 211 Richards St., Iowa City, IA 52246)

CHRISTMAS BIRD COUNT

*Deadline for receipt of reports: 15 January. For forms and instructions write: W. Ross Silcock, Box 300, Tabor, IA 51653.

IOWA BIRDLINE 319-338-9881

The birdline is a recorded summary of interesting recent bird sightings in Iowa. At the end of the report you can leave a message and report recent sightings. Be sure to give your name and phone number as well as the location of the bird and date seen. Call in as soon as possible after sighting a rare bird. Jim Fuller checks the reports daily and updates the recording on Monday, so make sure Sunday sightings are reported by Sunday night.

I.O.U. NEWS

Send items of interest for the newsletter to the editors (J. Hank and Linda Zaletel, 1928 6th St., Nevada, IA 50201).

MATERIALS AVAILABLE

The following materials may be obtained by writing the editorial office (Iowa Bird Life, 4024 Arkansas Dr., Ames, IA 50014):

*Order form for back issues of *Iowa Bird Life*: send self-addressed stamped envelope.

*Field Checklist of Iowa Birds--1992 Edition: 6 for \$1.00, postpaid. Also available at annual meetings.

REPORTING NEBRASKA BIRDS

Sightings of Nebraska birds, including those within the Nebraska portion of DeSoto N.W.R., should be reported to Loren and Babs Padelford, 1405 Little John Road, Bellevue, NE 68005. Formats for reporting and documentation are the same as for Iowa. The Nebraska Bird Line, available 24 hours a day, is 402-292-5325. Iowa birders are encouraged to report their Nebraska sightings to this number.

ADDRESS CHANGES

Please send address changes/corrections to Pam Allen, 1601 Pleasant St., West Des Moines, IA 50265.

ISSN 0021-0455

ANALYSIS OF PEREGRINE FALCON (*FALCO PEREGRINUS*) FOOD HABITS

LAURA M. MYERS AND JAMES L. PEASE

The decline of Peregrine Falcons was first noticed in the United States in the early 1960s. Organochlorine synthetic pesticides (such as DDT) were implicated in their decline. The organochlorines caused the egg shells of Peregrine Falcons to thin and led to other reproductive problems (small clutches and egg-eating).

In the 1970s, efforts were begun to re-establish reproductively viable populations of Peregrine Falcons in the wild. In 1977, the first captive-bred and -raised peregrines mated and successfully raised young in the wild. More than 4,000 captive bred Peregrine Falcons have since been released in North America in hopes of restoring stable wild populations (Savage 1992).



Efforts to reintroduce Peregrine Falcons in Iowa began in Cedar Rapids in 1990. In 1991, the program was expanded to Des Moines where 19 captive-bred Peregrine Falcons were released from a hack site at the top of the Elsie Mason Manor Building. The next year, a pair of falcons chose the American Republic Insurance Building as their nest site. The nesting attempt was unsuccessful, which is not unusual for their first try (Jackson 1992).

In 1993, the same female paired with a different male, and they produced three eggs. Two of the young survived to independence. This nesting marked one of the first two successful nests in Iowa in almost 30 years (Jackson 1993). This is the same pair that is believed to have nested in Des Moines in 1994. The pair produced three eggs; only one of the young survived to independence.

The purpose of this project was to analyze the food habits of Peregrine Falcons. One objective was to determine the provisioning rate of an urban pair of adult peregrines to their young. This was done in an effort to estimate the energetics involved in raising a nest of young Peregrine Falcons. We also wanted to investigate how the amount of food provided varied during the development of the young. Such information may help to determine how many pairs of Peregrine Falcons can be supported in urban midwestern settings.

Another goal of this project and the focus of this paper was to determine the diversity of prey taken by the Des Moines pair of Peregrine Falcons. Previous studies have shown that Rock Doves and European Starlings are common Peregrine Falcon prey items (Cade and Bird 1990, Olsen and Georges 1993). An urban pair of Peregrine Falcons in Baltimore took a large diversity of prey items, dominated by common urban birds (Barber and Barber 1988). Such information could be valuable in public relations. If Peregrine Falcons are feeding on birds that are seen as a "nuisance" by the public, there is likely to be greater support for Peregrine Falcon recovery programs.

Knowledge of food habits may help prevent possible future problems for Peregrine Falcons. In Baltimore, Maryland, Rock Doves had high concentrations of lead in their blood (DeMent et al. 1986). If Peregrine Falcons in Iowa feed primarily on urban Rock Doves, some management may be necessary to prevent them from being exposed to such a hazard.

METHODS

The Peregrine Falcons nesting on the top floor of the American Republic Building in downtown Des Moines were monitored daily from sunrise to 11:30 a.m. from 24 May through 23 July 1994. No evening monitoring was done. With the help of volunteers, data were gathered on all but five days during that period. The date, time of first activity, observers, weather conditions, and age of young were recorded for each day. The time at which each food item was delivered to the young was also recorded. The parent capturing the prey, and the parent delivering the food to the young were noted. The prey items were classified into sizes since not all prey items could be visually identified. Prey size was divided into four broad categories: sparrow-sized, starling-sized, blue jay-sized, and pigeon-sized. If the food item could be identified to the species, it was recorded under its respective size category. Before fledging, the young were individually marked and the provisioning rate of the parents to each individual young was recorded.

Prey parts were collected continuously throughout the study from below the nest site and below the adult male's favored perch sites. A final collection of prey remains was taken on 28 July 1994. These collections occurred on the roofs of the American Republic Building, Park Place Apartments, and Elsie Mason Manor. These remains were identified to the species level and used to determine the diversity of prey taken by the peregrines.

The biomass of each prey species was estimated using Dunning (1984). The diversity of prey species taken by the peregrines was estimated using the remains collected. A comparison of the provisioning rates throughout the development of the young was made. Because of insufficient data, the provisioning rates are considered to be minimal rates. They are provided, however, hoping that they may prove to be useful to other researchers.

RESULTS AND DISCUSSION

A general feeding pattern by the adults was observed from the time of hatching until the young were about a month old. The male did all of the hunting, which is the usual pattern (Ratcliffe 1993). As the male approached the nest, the two adults would exchange calls. The female would leave the nest and fly toward the male. The two would exchange a series of "eechup" calls before and during the midair exchange of the food item. Often the male perched on the top of Park Place Apartments before calling; otherwise he would fly in above the observation point. Sometimes the male called but the female did not answer. On those occasions, he left the food item on top of Park Place Apartments or in a cache site on the west side of the American Republic Insurance Building. The female eventually retrieved the food item from there and took it to the nest.

The female spent nearly all of her time at the nest during the first 10 days after the young hatched. Eleven days after the young hatched she became more active, moving to the ledge next to the nest and flying to various nearby perches. The young could be seen hopping about and fluttering their wings inside the nest cubby at 17 days of age. They were observed preening out on the ledge of the nest site at 26 days of age. While one observation indicated that the adult female may have hunted when the young were 19 days of age, she did not begin hunting with regularity until they were 30 days old. Thus, a correlation can be drawn between the increasing independence of the young and the adult female's increase in sharing hunting responsibilities with the male.

Excluding the two days when no direct feedings were seen, the estimated average amount of food provided to the three young (two males and one female) was 552.3 grams daily before fledging and 277.4 grams daily after fledging. This decrease is likely due to post-fledging feedings that were not observed. Since adult female peregrines require about 150 grams of food per day and adult males about 100 grams (Savage 1992), the post-fledging rate of 280 grams of food per day for three young is evidently a very minimal estimate. A more detailed study, such as the use of video cameras, would help clarify this aspect.

Pigeon-sized prey items were seen more often after the adult female began hunting. Past research has shown pairs in which the female takes a larger percentage of Rock Doves than the male, but there is not sufficient evidence as to whether this is the rule (Ratcliffe 1993). The male often plucks the prey and decapitates it before delivering it to the female until after the young are four weeks old (Ratcliffe 1993). As the young developed, they acquired survival skills. The adults are known to start giving young whole prey when the young are between 31 and 38 days old (Ratcliffe 1993, Savage 1992). Since biomass was calculated from estimates of food size, whether the food items delivered to the young were cleaned or contained all of the feathers would significantly affect the biomass estimates.

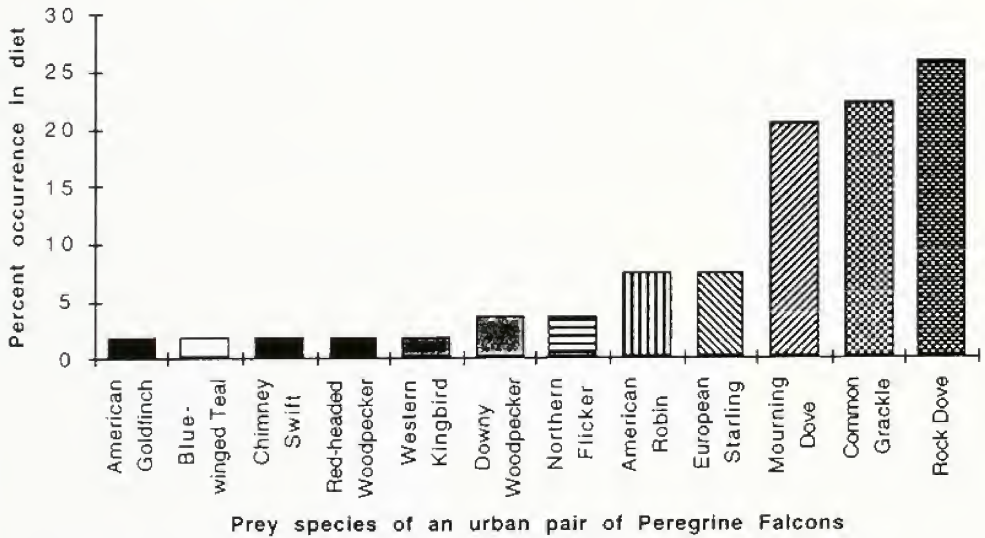


Figure 1. Percent occurrence of various prey species in the diet of an urban pair of Peregrine Falcons. Percent of prey species was calculated from prey remains collected from 24 May to 28 July 1994 ($n=54$).

A total of 12 bird species were identified as peregrine prey items (Figure 1). In order of increasing frequency of occurrence, these were: American Goldfinch, Blue-winged Teal, Chimney Swift, Red-headed Woodpecker, Western Kingbird, Downy Woodpecker, Northern Flicker, American Robin, European Starling, Mourning Dove, Common Grackle, and Rock Dove. In a study of an urban peregrine pair in Baltimore, Maryland, 26 prey species were taken (Barber and Barber 1988), twice as many as were found in Des Moines. By individual representation, none of the species taken in Des Moines account for more than 30 percent of the prey species. However,

when the Des Moines prey species were converted to biomass values, Rock Doves predominated, accounting for 66 percent of the food items (Figure 2).

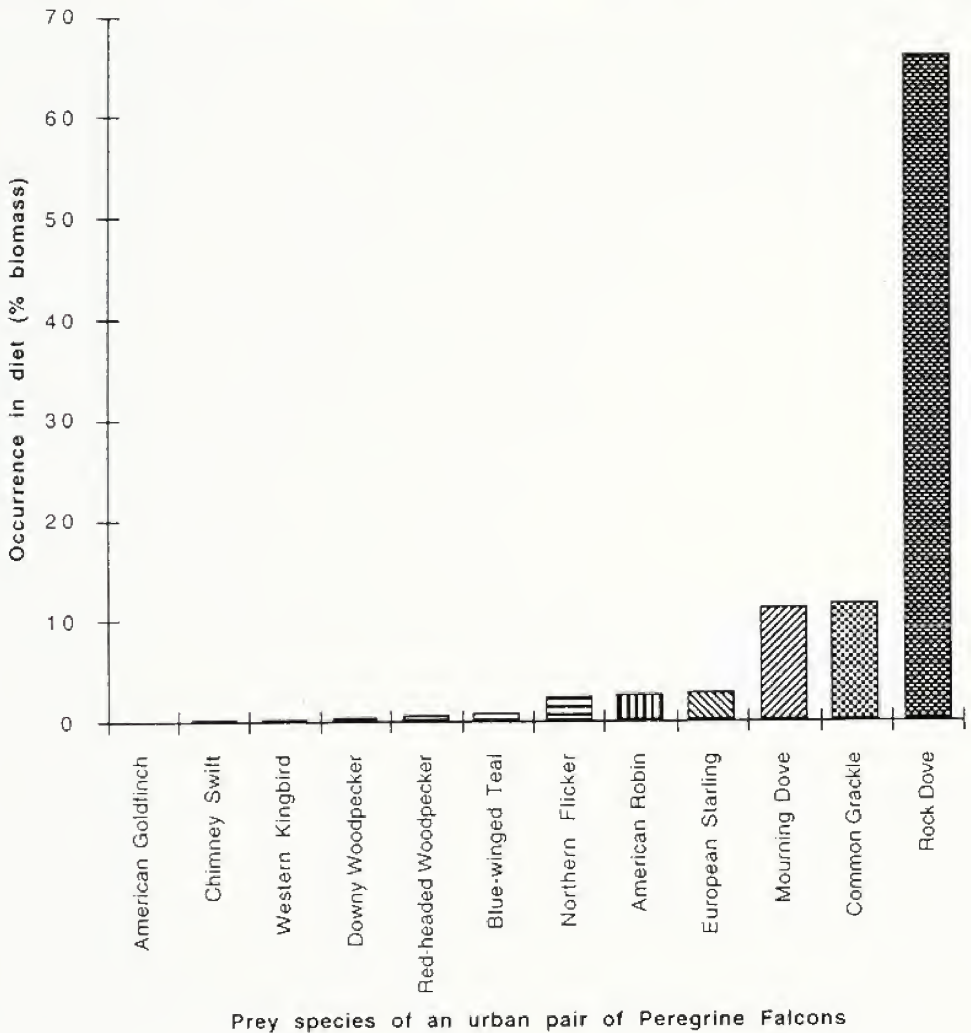


Figure 2. Percent biomass of prey species taken by an urban pair of Peregrine Falcons, calculated from prey remains collected from 24 May to 28 July 1994 (n=54).

SUMMARY

Food habits of an urban pair of Peregrine Falcons were studied from 24 May to 28 July 1994 in Des Moines in an effort to understand what urban Peregrine Falcons eat and to estimate the provisioning rate of the adults to the young. This pair of peregrines took 12 different prey species (Figure 1). Rock Doves accounted for 66 percent of the food taken, by weight (Figure 2). Adults delivered an estimated 552 grams of prey daily to the three young before fledging and 277 grams of prey daily after fledging.

James Dinsmore and Laura Jackson were of great assistance to us when we were carrying out this project. The Wildlife Diversity staff of Iowa's Department of Natural Resources also helped by providing equipment and collecting data. A thank you also goes to Russ Clingan, Wendy VandeWalle, Russ Reisz, and members of the Des Moines Audubon Society for donating their time to help collect data. The Iowa State University Honors Program and the Cecil R. and Phyllis Stewart Endowment Fund helped fund this project.

LITERATURE CITED

- Barber, J. C., and M. M. Barber. 1988. Prey of an urban Peregrine Falcon- Part II. Maryland Birdlife 44:37-39.
- Cade, T. J., and D. M. Bird. 1990. Peregrine Falcons, *Falcon peregrinus*, nesting in an urban environment: A review. Canadian Field-Naturalist 104:209-218.
- DeMent, S. H., J. J. Chisolm, J. C. Barber, and J. D. Strandberg. 1986. Lead exposure in an "urban" Peregrine Falcon and its avian prey. Journal of Wildlife Diseases 22:238-244.
- Dunning, J. B. 1984. Body weights of 686 species of North American birds. Western Bird Banding Association Monograph no. 1. 38 pp.
- Jackson, L. 1992. Peregrines nest in Iowa! Iowa Nongame News 8(2):1-2.
- Jackson, L. 1993. Success! Iowa Nongame News 9(3):2-3.
- Olsen, J., and A. Georges. 1993. Do Peregrine Falcon fledglings reach independence during peak abundance of their main prey? Journal of Raptor Research 27:149-153.
- Ratcliffe, D. A. 1993. The Peregrine Falcon (2nd ed). Academic Press Inc., San Diego, CA. 454 pp.
- Savage, C. 1992. Peregrine Falcons. Sierra Club Books, San Francisco, CA. 145 pp.

Department of Animal Ecology, Iowa State University, Ames, IA 50011

CHRISTMAS BIRD COUNT 1994-95

W. ROSS SILCOCK

I received reports from 43 localities (Figure 1), one fewer than last year. Counts were reported from Tristate and Ottumwa after absences of one and two years respectively, while Wapsi-Great Western Line, Fort Dodge, and Lucas did not run counts this year. Count data are in Table 1.

Most exciting, at least for ABA types, was the new all-time high CBC species total of 142 (Table 2), eclipsing the previous best of 141 in 1990-91. Even so, four reported species were deleted, as discussed below. The all-time species count is now 200, with two additions this year; a surprising Say's Phoebe at Rathbun, and the ad hoc addition of the Northern Gannet reported last year on the Illinois side of the Davenport circle and subsequently accepted by the Illinois Ornithological Records Committee (pers. comm. Pete Petersen).

High count was the 90 at Davenport, only two short of the all-time Iowa record of 92 at Saylorville Reservoir. This year the mild December weather, about eight degrees above average, allowed several high species counts, including excellent totals of 87 at Keokuk and 84 at Red Rock Reservoir. Normally counts in the 70s are hard to achieve in Iowa, but this year, in addition to those above, there were six more: Rathbun-78, Shenandoah-76, Oakville-75, Saylorville Reservoir-74, Burlington-73, and Clinton-71. The only region without a count in the 70s was the Northern Third, where such counts are not expected; the high there was Bremer County with 50.

Temperatures were mild, with extremes of -5 at Jamaica and 51 at Shenandoah. Average low and high temperatures were 23 and 38, rather balmy for CBC time. There were 629 field observers, who found a total of 494,868 birds. The average count had 15 observers in eight field parties and found 56 species. This same average count also had 48 field party-hours, drove 356 miles, owled for two hours, and spent 12 hours at feeders.

REGULAR SPECIES

The mild weather and open water at Red Rock Reservoir and at Rathbun, in addition to the lower Mississippi, allowed waterbirds to linger. The six Pied-billed Grebes was a 10-year high, while American White Pelican occurred for the sixth year in the last seven and a good total of 43 Double-crested Cormorants was found. Tundra Swans were in evidence for the second consecutive year; the 16 found was a good total.

Strangely, only 7,107 Snow Geese were counted, close to a 10-year low, possibly because western Iowa had some rather cold weather prior to CBC time. Mallards, also usually occurring in highest numbers in the Missouri River Valley, were, at 45,318, far below their 10-year average of 79,500+. Canada Geese numbers were about average. Wood Ducks reached a 10-year high of 78, due apparently to mild weather elsewhere in the state as well as a generally increasing population. Northern Shovelers also reached a 10-year high of 62, far above the previous best of 27 in 1987-88, and will definitely be added to the reporting form for 1995-96!

Diving ducks, mergansers, and Ruddy Duck numbers were excellent, with 10-year highs achieved by several species: Canvasback, Ring-necked Duck, Lesser Scaup, Common Merganser, and Ruddy Duck. Most of these birds were at Red Rock, Rathbun, and Keokuk; these concentrations move to the south of Iowa most winters.

Perhaps most noticeable in terms of 10-year highs were the raptors, including Northern Harrier and buteo, accipiter, and falcon species which occur in good numbers in average Iowa winters and remain in increased numbers during milder, relatively snow-free years. While Bald Eagle was about at average numbers, Red-tailed Hawks were everywhere, the total of 2,127 about twice the 10-year average. In recent years, there have been more Bald Eagles than red-tails counted on Iowa CBCs. Rough-legged Hawks were in good numbers, but not remarkably so. Notable also were the high counts of accipiters, with 70 Sharp-shinned and 50 Cooper's hawks, both about twice their 10-year averages. No influx of Northern Goshawks occurred, however. There was a 10-year high of 786 American Kestrels, and the nine Merlins tied a 10-year high. The latter species continues to increase its numbers slowly in winter.

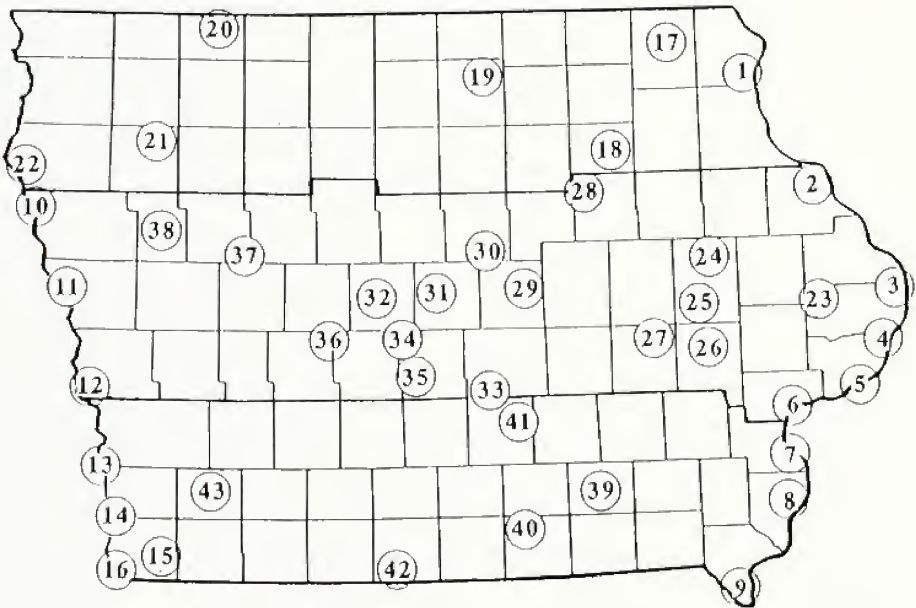


Figure 1. Locations of Iowa Christmas Bird Counts, 1994-95.

In recent years, numbers of gallinaceous birds have been mediocre, but some signs of improvement were noted this year. The 126 Gray Partridge was the best count since 1989-90, while pheasants were at their best since 1990-91. Wild Turkeys appear to have leveled off in the 800-1,000 range in recent years, while Northern Bobwhite numbers are stable, also in the 200-400 range.

Rather surprisingly for a mild December, American Coots, Killdeer, and Common Snipe were scarce. Common Snipe actually set a new 10-year low of only 12 birds, compared to its 10-year average of 30. Another species which might have been expected to be common is Belted Kingfisher; only average numbers were found.

A high point of the CBC was the nine gull species, a new record, even though numbers of Ring-billed and Herring gulls were only about average or a little above. Unexpected were the 25 Bonaparte's Gulls found at Rathbun, probably an all-time high CBC count for a species recorded for only the tenth time. The five Thayer's Gulls tied the 10-year high, while five Glaucous Gulls was an average count.

Definitely taking advantage of the mild conditions as might be expected for a "half-hardy" species was Mourning Dove, which remained in very high numbers. The 3,373 birds was about twice the 10-year average, with most in the Missouri River Valley and southeastern third of the state.

Owl numbers were average, a little surprising in the case of Short-eared Owl in a year when harriers were numerous; perhaps many observers do not look for short-eareds, best found at dusk when many observers are dragging in to the compilation with bleary eyes! A 10-year high of 58 Long-eared Owls was made, but this is not far above the average of 37.

Table 1. Site Data for 1994-95 Christmas Bird Counts

Location	Date	Total Species	Total Birds	Field Obs	Miles Pt	Miles Hr	Owling Ft	Feeder Hr	Temp Pt	Snow Hr	Wind L	Wind H	Wind Depth
MISSISSIPPI RIVER													
1. YellowRivFor	28 Dec	58	4571	10 7 46	337	19 4	50	2	3 31	39 4	WNW	10-20	
2. Dubuque	31 Dec	45	5481	28 9 49	282	22 0	0	1 4	23 30	2	N	5-10	
3. Clinton	23 Dec	71	8321	7 3 30	307	8 3	27	1	2 31	39 0	N	5-12	
4. Princeton	22 Dec	62	5843	7 3 32	338	6 4	54	3	6 29	42 0	SE	5-15	
5. Davenport	18 Dec	90	20151	24 11 69	575	26 8	70	14	28 17	27 1	NW	5-12	
6. Muscatine	26 Dec	66	10085	10 4 38	389	8 5	52	7 14	19 49	0	S	5-10	
7. Oakville	20 Dec	75	8361	14 5 46	353	16 5	62	0	0 33	45 0	SSE	5-12	
8. Burlington	17 Dec	73	7221	12 4 42	292	28 3	15	8	30 28	45 0	W	15-20	
9. Keokuk	20 Dec	87	51045	10 6 52	323	11 0	0	2	8 27	40 0	S	5-10	
MISSOURI RIVER													
10. Sioux City	26 Dec	56	6640	18 9 55	307	31 3	4	2 10	26 39	5	S	5-8	
11. Monona Co.	30 Dec	30	464	1 1 8	126	1 0	0	1 1	?	?	WNW	0-20	
12. DeSotoN:WR	18 Dec	58	7523	27 8 60	345	26 3	7	0	0 24	38 3	W	5-5	
13. Omaha, NE	17 Dec	66	16547	32 10 76	432	34 4	19	1 4	23 45	4	NW	5-25	
14. Glenwood	1 Jan	47	4109	5 3 20	269	2 1	3	0	0 5	18 2	NW	8-8	
15. Shenandoah	26 Dec	76	40688	15 5 45	350	23 2	7	11	37 24	51 0	S	5-17	
16. Tristate	30 Dec	51	8189	6 4 33	352	10 1	4	1 4	16 36	2	SSE	0-5	
NORTHERN THIRD													
17. Decorah	26 Dec	48	4691	13 4 29	288	10 1	1	1 2	30 40	4	WNW	5-15	
18. Bremer Co.	17 Dec	50	3109	9 5 34	458	12 1	2	0	0 24	30 9	NW	5-8	
19. Mason City	17 Dec	45	7259	18 8 58	395	23 1	1	3 6	19 34	5	NW	5-10	
20. Spirit Lake	17 Dec	47	8866	15 6 42	426	13 0	0	24 58	21 32	8	NW	15-30	
21. Cherokee	17 Dec	44	3127	8 3 22	261	3 1	7	3 9	15 36	6	NW	10-25	
22. Westfield	2 Jan	30	1564	7 4 28	281	11 1	5	1 2	1 24	9	WNW	0-16	
MIDDLE THIRD													
23. Lost Nation	18 Dec	52	5798	18 6 51	469	7 1	11	1 1	22 37	1	SSE	5-15	
24. North Linn	28 Dec	53	3581	17 7 56	391	17 8	93	4 20	20 34	1	NW	15-25	
25. Ced Rapids	17 Dec	69	16138	24 10 139	514	85 7	40	12 36	34 4	3	NW	2-8	
26. Iowa City	18 Dec	65	6947	28 8 60	416	24 3	39	8 20	22 35	3	NW	0-10	
27. Amana	26 Dec	49	1180	8 2 14	52	8 1	2	0	0 24	45	S	0-5	
28. CedFills-Wat	18 Dec	56	5106	6 4 25	305	4 0	0	5 13	7 22	8	W	5-10	
29. Marshalltwn	17 Dec	34	2292	13 5 34	330	9 0	0	3 19	16 36	9	W	10-15	
30. Eldora-Union	21 Dec	40	1981	6 4 26	250	4 1	1	3 9	30 40	4	SE	0-4	
31. Ames	17 Dec	53	14681	23 16 70	363	35 1	1	6 12	20 35	7	W	10-10	
32. Boone Co.	1 Jan	57	7616	31 17 88	425	53 1	10	39 5	15 4	1	NW	10-20	
33. WalnutCreek	31 Dec	39	3038	8 6 26	92	13 0	0	0 28	35 1	1	NW	5-10	
34. Saylorville	18 Dec	74	9475	23 10 72	478	46 1	13	0 0	17 26	6	NE	5-15	
35. Des Moines	17 Dec	63	19665	19 6 48	380	14 1	2	3 15	24 39	6	NW	5-10	
36. Jamaica	20 Dec	63	86139	9 4 37	451	21 2	25	2 8	22 42	7	SW	0-10	
37. Sac County	17 Dec	34	1412	9 3 35	145	3 0	0	3 7	22 30	7	WSW	6-10	
38. Ida County	26 Dec	34	2650	8 3 54	121	75 1	1	1 4	24 44	5	?	0-0	
SOUTHERN THIRD													
39. Ottumwa	29 Dec	26	2308	1 1 8	21	8 0	0	0 28	34 0	0	SW	5-14	
40. Rathbun	17 Dec	78	25368	24 8 68	774	14 6	48	6 15	32 46	1	NW	3-21	
41. RedRockRe	17 Dec	84	29752	13 8 49	420	32 2	15	1 3	19 43	5	NNW	0-20	
42. Lamoni	17 Dec	39	3925	6 3 28	181	3 0	0	1 3	?	?	SSW	3-10	
43. Montgom.Co	18 Dec	40	7189	17 5 40	524	10 2	26	3 9	14 34	3	NW	0-5	
TOTAL			490,096										

Woodpeckers, most species of which are resident, were found in average numbers although higher-than-usual numbers of Red-headed Woodpeckers stayed, presumably due to mild conditions and available food, and Northern Flickers were down a little from their average.

Table 2a. Christmas Bird Count Data, 1994-95

LOCATION	PI Bl Gr	Do Cr Co	Gr Bl He	Wh Fr Oo	Bn Go	Ca Co	Wo Du	Gr Wl Ta	Am Bl Du	Ma	No Pl	Ho Sh	Ga	Am Wl
MISSISSIPPI RIVER														
1. Yellow River For.						85			9	229	1			
2. Dubuque										404				
3. Clinton	1		2			143	4		33	898			8	1
4. Princeton						95			2	229				1
5. Davenport		7	1			613	2		7	1,950	1			3
6. Muscatine			3			522	3		3	228				
7. Oakville			24			480		1	1	395			3	2
8. Burlington			48		1	1,179				75	1		6	
9. Keokuk			10		1	445	1	2	7	393	1		13	
Subtotal	1	7	86	0	2	3,562	10	3	62	4,891	4	0	30	7
MISSOURI RIVER														
10. Sioux City			2					20	1	1,023		2	5	
11. Monona County					1	35								
12. DeSoto NWR						405	1			63				
13. Omaha, NE	1		1	1	12	660				62	2			2
14. Glenwood						64				13				
15. Shenandoah			3		3,719	104	1	13	1	30,035	9	1	3	1
16. Tristate					2,941					2	1			
Subtotal	1	0	6	1	7,078	864	1	33	2	31,198	12	3	8	3
NORTHERN THIRD														
17. Decorah			3			141	2			2				
18. Bremer County			1			158				24				
19. Mason City			1	3		955	2		1	1,138				
20. Spirit Lake	1					4,198				185	3		1	
21. Cherokee						2	2			129	2	2		
22. Westfield														
Subtotal	1	0	5	3	0	5,452	6	0	1	1,478	5	2	1	0
MIDDLE THIRD														
23. Lost Haven					1	110				12				
24. North Linn						285				54				
25. Cedar Rapids	1		1			735	5			2,883			2	
26. Iowa City			1			57				145		8	8	
27. Amana						1				8				
28. Cad. Falls-Waterloo						157	1		2	950				
29. Marshalltown						92				10				
30. Eldora-Union						6				6				
31. Ames						423				13	2			
32. Boone County														
33. Walnut Creek NWR					21	780				37				
34. Saylorville Res.			1			27	2			562	2	2	2	1
35. Des Moines			1		2	723				436	1	16	6	
36. Jamaica			2			3,800			2	205	1	32	25	3
37. Sac County		1				225				12				
38. Ida County						1,048				53				
Subtotal	1	1	6	0	24	8,441	8	0	4	5,386	6	56	41	4
SOUTHERN THIRD														
39. Ottumwa						1,000				46				
40. Rathbun	2	32	7	2	3	8,604		2	2	1,941			14	8
41. Red Rock Res.		3	2			708			7	558	3	1	5	
42. Lamon			1			553				10				
43. Montgomery County										2				
Subtotal	2	35	10	2	3	8,863	0	2	9	2,455	3	1	19	8
TOTAL	6	43	113	6	7,107	27,182	25	38	78	45,318	30	62	99	22
	PI Bl Gr	Do Cr Co	Gr Bl He	Wh Fr Oo	Bn Go	Ca Co	Wo Du	Gr Wl Ta	Am Bl Du	Ma	No Pl	Ho Sh	Ga	Am Wl

Table 2b. Christmas Bird Count Data, 1994-95

LOCATION	RI													Sh
	Ca	Re	Ne	Gr	Le	Co	Bu	Ho	Co	Re	Ru	Ba	No	
			Du	Sc	Sc	Go		Me	Me	Br	Du	Ea	Ha	Ha
MISSISSIPPI RIVER														
1. Yellow River For.	8	1				18			280			156		
2. Dubuque							2	30			1	45	5	1
3. Clinton	358				711	1,122	2		418			133	7	3
4. Princeton					1	284			150	4		25	3	1
5. Davenport	1	3	1	1	7	544	4	8	343	11		60	13	1
6. Muscatine					1	27	4		105	1		40	6	8
7. Oakville			1			2		1	89			92	11	2
8. Burlington	90	1	1		7	12	4		235	1	3	98	7	4
9. Keokuk	16,531	2	1,248	4	658	1,081	10	11	812	9	99	239	2	1
Subtotal	16,988	7	1,251	5	1,383	3,890	26	18	2,472	26	103	886	54	19
MISSOURI RIVER														
10. Sioux City			1		3	12		1	33			9		
11. Monona County														1
12. DeSoto MWR						20			8			43	3	2
13. Omaha, NE					1	118			15			18	2	6
14. Glenwood												11	2	1
15. Shenandoah	3	10	13	1	11	1		1			4	59	12	2
16. TriState		2							6			14	4	1
Subtotal	3	12	14	1	15	151	0	2	60	0	4	152	23	13
NORTHERN THIRD														
17. Decorah												28		2
18. Bremer County												20	3	
19. Mason City												4		2
20. Spirit Lake	3		7		4	1					2	8		3
21. Cherokee			1		3							5		2
22. Westfield														1
Subtotal	3	0	8	0	7	1	0	0	0	0	2	63	4	9
MIDDLE THIRD														
23. Lost Nation												22	7	3
24. North Linn												32	4	1
25. Cedar Rapids						96		6				17	1	3
26. Iowa City			1		1	3			1			17	10	1
27. Amana									4			11	2	
28. Cad. Falls-Waterloo							1					1		1
29. Marshalltown												10		
30. Eldora-Union														
31. Ames					5	3						5		3
32. Boone County												23	2	1
33. Walnut Creek MWR						2			18			13	4	
34. Saylorville Res.						1						12	2	6
35. Des Moines	2				6	41	1	8			3	29		
36. Jamaica		2	3		4			1					1	1
37. Sac County												3		
38. Ida County			4			3								1
Subtotal	2	2	8	0	18	149	2	15	21	0	3	195	33	21
SOUTHERN THIRD														
39. Ottumwa												5		1
40. Rathbun	1	5			80	171		28	7,158	5		58	34	3
41. Red Rock Res.	1	1		1	2	212		17	7,000	10		73	5	3
42. Lamoni					2							1	7	1
43. Montgomery County													7	
Subtotal	2	6	0	1	84	383	0	45	14,158	16	0	137	53	8
TOTAL	16,998	27	1,281	7	1,507	3,774	28	80	16,711	42	112	1,433	167	78
	Ca	Re	RI	Gr	Le	Co	Bu	Ho	Co	Re	Ru	Ba	No	Sh
			Ne	Sc	Sc	Go		Me	Me	Br	Du	Ea	Ha	Sh
			Du							Me				Ha

Table 2c. Christmas Bird Count Data, 1994-95

LOCATION	Co	No	Ac	Re	Re	Ro	Go	Am		Gr	Ri	Wl	No	Am
	Ha	Go	Sp	Sh	Ta	La	Es	Ke	Me	Pa	Ph	Tu	Bo	Co
MISSISSIPPI RIVER														
1. Yellow River For.					63	8		13				2	77	
2. Dubuque	5			1	53	5		11					72	
3. Clinton	1			1	45	4		24				5		
4. Princeton	5				40	3		53				5	1	1
5. Davenport	4		1		65	4		50				17	1	1
6. Muscatine	1				93	8		38				24	12	31
7. Oakville	2			2	37	8		19				19		20
8. Burlington	1		1		50	6		25				9		
9. Keokuk	1				22			16	1			1	9	42
Subtotal	21	0	1	5	461	42	0	251	1	0	80	172	95	7
MISSOURI RIVER														
10. Sioux City	1	1			48	8		11		3	66	25	54	7
11. Monona County	1				9	1		2			2		1	4
12. Desoto NWR					33	3		13	1		53	10	11	
13. Omaha, NE				3	125	4		18			24	63	28	
14. Glenwood	2				78	2		18	1		1			
15. Shenandoah					97	3		59			18	1	31	7
16. Tristate	1				72	2	1	36					89	
Subtotal	5	1	0	3	460	21	1	156	2	3	164	187	125	18
NORTHERN THIRD														
17. Decorah	1				69	5	1	2			21	52		
18. Bremer County	2		1	1	33	8		12		14	98	14		
19. Mason City		1			23	2		4		11	165			2
20. Spirit Lake					2	2				31	230			16
21. Cherokee	1				18	2		1			57	14		
22. Westfield		1			13	3		7			152	29	8	
Subtotal	4	2	1	1	156	22	1	28	0	58	743	109	8	20
MIDDLE THIRD														
23. Lost Nation	2			1	52	23		41		8	139	112		
24. North Linn	2				55	5		48	2	2	54	22	12	
25. Cedar Rapids	2				97	15		32		13	74	5	28	2
26. Iowa City	2		3		134	6		30			61	69	12	
27. Amana			2		29	9		2			9	7		
28. Cad. Falls-Waterloo	1			1	22	5	1	1		10	31	5		
29. Marshalltown					32	8		8		10	81			
30. Eldora-Union			1		31	4		6	1		123	29		1
31. Ames					17	5		13		7	60			
32. Boone County	2		1		43	16		8			30	16		
33. Walnut Creek NWR	1				18	4		4			19		1	
34. Gaylonville Res.	3	4	2		73	4		18	1	12	184	22		
35. Des Moines					73			10			3	7		
36. Jarnales	2				35	12		7		1	31	20	8	
37. Sac County					11	2		5		6	118	18		
38. Ida County					12	4		12	1		172			
Subtotal	17	4	9	2	743	114	1	241	5	87	1,209	321	82	3
SOUTHERN THIRD														
39. Ottumwa					3			1						
40. Rathbun	2				78	9		40	1		21	5	52	
41. Red Rock Res.	1			2	79	3		7			8		15	2
42. Lamoni					50	10		25			8	34	18	
43. Montgomery County					99	5		39			147			
Subtotal	3	0	0	2	307	27	0	112	1	0	182	39	83	2
TOTAL	50	7	11	13	2,127	228	3	788	9	126	2,378	828	373	50
	Co	No	Ac	Re	Re	Ro	Go	Am	Me	Gr	Ri	Wl	No	Am
	Ha	Go	Sp	Sh	Ta	La	Es	Ke	Ma	Pa	Ph	Tu	Bo	Co

Table 2d. Christmas Bird Count Data, 1994-95

LOCATION	KI	RI		He Gu	Th Gu	Gl Gu	Ro Do	Mo Do	Ea Sc	Gr Ho	Ba Ow	Lo Ea	Sh Ea	Sa Wh
		Co Sn	Bl Gu											
MISSISSIPPI RIVER														
1. Yellow River For.		1	91	3			145	25	8	1	3			1
2. Dubuque			1,015	72	1		129	94						
3. Clinton	1	1	137	591	1		140	39	7	10	1	1		
4. Princeton			191	122			148	302	4	12	1		2	
5. Davenport	1	1	1,241	483		1	1,342	854	7	11	7		1	
6. Muscatine	2		163	63			377	273	8	19	10	2		
7. Oakville			3	148	40		185	108	8	15	5	2		
8. Burlington	2	2	991	120	1		136	203	1		5			
9. Keokuk	20	1	4,851	755	1		438	98	1	1	2	3		
Subtotal	26	9	8,826	2,249	4	1	3,916	1,794	40	69	34	8	3	1
MISSOURI RIVER														
10. Sioux City							721		4	8	2			
11. Monona County							57						3	
12. DeSoto NWR							213	7	10	3	1	2		
13. Omaha, NE							78	27	3	1	2	2		
14. Glenwood							70	4	2	1				
15. Shenandoah	2						99	103	3	21	4		1	
16. Tristate			3				41		3	4	1			
Subtotal	2	0	3	0	0	0	1,277	141	23	39	11	4	4	0
NORTHERN THIRD														
17. Decorah							334	3	3	8	1			
18. Bremer County							198	12	2	2	2	1	1	
19. Mason City							235	90	6	7	2			
20. Spirit Lake			1	1			99	10		3				
21. Cherokee							221	6	2	3				
22. Westfield							45		4	11				
Subtotal	0	0	1	1	0	0	1,132	121	17	32	5	1	1	0
MIDDLE THIRD														
23. Lost Nation							215	141	5	1	2	1	2	
24. North Linn							162	21	1	5	11	3		
25. Cedar Rapids	5		42	3			1,718	340	3	7	18	2	2	
26. Iowa City			3	41			87	198	4	5	12		8	
27. Amana							45	75	1	4	2			
28. Ced. Falls-Waterloo							220	43	2	3	2	7	2	1
29. Marshalltown							402			2	3			
30. Eldora-Union							127	38	1	8				
31. Ames							190	71	2	8	3		1	
32. Boone County		2					507	49	3	1	3	14	1	1
33. Walnut Creek NWR			66	2			28	2		2				
34. Saytorville Res.		1	48				188	25	4	8	8	8	3	
35. Des Moines			39	1			186	145	1	5	2	1		
36. Jamaica							85	1	1	5	3			1
37. Sac County							93	2		1				
38. Ida County							34	8	1	4		2		
Subtotal	5	3	196	47	0	0	4,287	1,157	29	65	67	38	17	3
SOUTHERN THIRD														
39. Ottumwa			750	3			220	3						
40. Rathbun			2,883	281		1	111	65	2	5	1			
41. Red Rock Res.	2		15,000	3,000	1	3	50	47		8	2	7	2	
42. Lamoni							97	6						
43. Montgomery County							195	39	1	14	8			
Subtotal	2	0	18,633	3,284	1	4	673	160	3	25	9	7	2	0
TOTAL	35	12	27,859	5,561	5	5	19,385	3,373	112	230	126	58	27	4
	KI	Co Sn	RI Bl Gu	He Gu	Th Gu	Gl Gu	Ro Do	Mo Do	Ea Sc	Gr Ho	Ba Ow	Lo Ea	Sh Ea	Ba Wh
									Ow	Ow		Ow	Ow	Ow

Table 2e. Christmas Bird Count Data, 1994-95

LOCATION	Be	Re	Re	Ye	Do	Ha	Ho	Pl	Ho	Bl	Am	Bl	Tu	Re
	Kl	Wo	Wo	Sa	Wo	Wo	Fl	Wo	La	Ja	Cr	Ch	Tl	Br
MISSISSIPPI RIVER														
1. Yellow River For.	2	2	47		40	15		12	20	175	192	119	16	5
2. Dubuque	3		33	1	48	12	7	1	13	107	241	262	58	5
3. Clinton	1	2	32	2	37	13	18	2	9	94	227	128	36	2
4. Princeton	4	7	33		62	16	11	5	3	114	273	147	28	3
5. Davenport	4	30	63	2	160	23	8	3	42	219	989	537	60	3
6. Muscatine	5	42	84		61	12	12	4	4	217	387	254	61	1
7. Oakville	7	9	45	1	62	15	13	8	33	73	2,655	195	33	2
8. Burlington	5	6	34	6	31	7	12	1	18	108	513	308	40	2
9. Keokuk	3	6	24	1	43	10	6	2	18	105	20,000	117	56	
Subtotal	34	104	385	13	544	123	87	38	160	1,213	23,487	2,087	389	23
MISSOURI RIVER														
10. Sioux City	4		19		71	13	27		6	98	307	470		3
11. Monona County	1		3		5				10	10	7	6		
12. Desoto NWR	1		49	1	69	9	94		271	110	93	212		
13. Omaha, NE	4	128	71		97	11	42		11	197	445	421	49	
14. Glenwood		7	30	1	29	4	10		152	139	140	78	7	
15. Shanandoah	7	3	21	1	25	6	10		155	110	107	65	1	
16. Tri-State	3	20	33		34	9	14		3	167	291	73	25	
Subtotal	29	158	225	3	350	52	197	9	608	782	1,380	1,325	82	3
NORTHERN THIRD														
17. Decorah	5	1	37		22	12	2	2	20	279	345	113	8	
18. Bremer County	1	10	9		12	8	1	1	37	115	359	74		
19. Mason City	3		11		36	12	8		516	116	607	119		
20. Spirit Lake			9		80	36	5		230	147	76	325		6
21. Cherokee	1		6		18	4	17		90	33	325	130		5
22. Westfield					19	3	2		299	16	67	97		
Subtotal	16	61	72	0	187	75	35	3	1,182	708	1,979	858	8	11
MIDDLE THIRD														
23. Lost Nation		13	22		49	14	5	4	38	156	383	111	20	17
24. North Linn	4	17	29	1	87	10	2	5	4	102	338	222	37	2
25. Cedar Rapids	11	17	97		165	11	14	2	67	224	2,648	465	68	7
26. Iowa City	3	17	42		110	17	22		26	238	913	351	53	14
27. Amana	3	4	10		7	4	1	1		55	80	30	5	3
28. Cad. Falls-Waterloo	1	1	13		17	3	1	2	3	59	1,665	109		2
29. Marshalltown		7	12		35	5	5		145	65	150	63	3	
30. Eldora-Union		9	18		29	5	2		1	87	152	46	5	
31. Ames	2	3	45		87	15	8		161	211	7,800	329	6	
32. Boone County	1	39	81		173	47	9		177	282	391	508	26	1
33. Walnut Creek NWR			4		12	3	4		135	19	215	49		
34. Saylorville Res.		51	51	1	108	35	10		177	312	912	283	16	3
35. Des Moines	7	17	21		55	12	6	1	49	180	9,200	247	41	
36. Jamaica	1	28	27		34	7	2		61	157	111	97	1	
37. Sao County			6		21	6	1		17	20	56	48		
38. Ida County			2		15	3	1		79	31	79	51		
Subtotal	33	223	480	2	1,095	187	83	13	1,140	2,197	23,893	3,028	281	49
SOUTHERN THIRD														
39. Ottumwa			2		6	1	1			21	18	6	2	
40. Rathbun	2	10	20	2	39	9	20		65	253	375	150	33	
41. Red Rock Res.	2	10	21		34	7	14		46	132	988	92	11	2
42. Lamond		2	5		14	5	6			138	113	67	11	4
43. Montgomery County			19		53	4	10		4	263	76	159	1	2
Subtotal	4	22	67	2	146	26	31	0	115	807	1,550	474	58	8
TOTAL	101	518	1,239	20	2,232	473	483	58	3,215	5,717	95,489	7,753	817	94
	Be Kl	Re Wo	Re Wo	Ye Sa	Do Wo	Ha Wo	Ho Fl	Pl Wo	Ho La	Bl Ja	Am Cr	Bl Ch	Tu Tl	Re Br Nu

Table 2f. Christmas Brld Count Data, 1994-95

LOCATION	Wh	Go										Ye		
	Br Nu	Br Cr	Ca Wr	Wl Wr	Go Cr	Es Bl	Am Ro	Br Th	Ca Wa	No Sh	Lo Sh	Sh Sp	Eu St	Ye Ru Wa
MISSISSIPPI RIVER														
1. Yellow River For.	65	4		2	3				3	2			905	
2. Dubuque	59	2							15	2			256	
3. Clinton	53	17	3		23	9			7				1,016	
4. Princeton	51	23			10		1		10		2		1,296	
5. Davenport	187	53	6		3		15		26	1	1		3,051	
6. Muscatine	63	15	2	1		16	5				1		2,757	
7. Oakville	84	6	3		2	4	2		34		1		463	
8. Burlington	37	13	9	1	12	20	3		19				1,045	1
9. Keokuk	46	2	12	1	2	7	2		37				697	7
Subtotal	665	135	35	5	55	58	28	0	151	5	5	0	11,708	8
MISSOURI RIVER														
10. Sioux City	74	9			3		2		90	3			2,285	
11. Monona County	3										1		54	
12. Dakota NWR	42					4	10		45				1,529	1
13. Omaha, NE	130	7	8	2	8	9	10		125	1		1	7,128	1
14. Glenwood	28					1	7		71		1		962	
15. Tri-State	10	2				7	13		46	1	1		1,392	
16. Tri-State	35	3	5		2	3	23		155				2,657	
Subtotal	322	21	13	2	13	24	65	0	532	5	3	1	18,007	2
NORTHERN THIRD														
17. Decora	41	11		1	5		1		364	3			1,305	
18. Bremer County	25	1							5	1			600	
19. Mason City	24	4					2		39				813	
20. Spirit Lake	77	7					3						751	
21. Cherokee	31	4			2								1,055	
22. Westfield	7	5			5					2			424	
Subtotal	295	32	0	1	12	0	4	0	407	6	0	0	5,149	0
MIDDLE THIRD														
23. Leat Nation	45	10		2	8								1,365	
24. North Linn	69	5			3		3		13				460	
25. Cedar Rapids	122	9	2		3		10		48				2,305	
26. Iowa City	99	3	4		8		6	1	131				702	
27. Amara	17	4							8			1	90	
28. Cad. Falls-Waterloo	25	2			2		10		30	1			360	
29. Marshalltown	16						10		2				391	
30. Eldora-Union	25								1	1	1		511	
31. Ames	101	18		1	2		6		32				2,271	
32. Boone County	142	8		1	1		1	1	10	2		1	1,035	
33. Walnut Creek NWR	3										1		200	
34. Saylorville Res.	60	7	3		21	4	2		97	2		1	1,760	1
35. Des Moines	65	7	2			3	63		2				5,200	
36. Jamarca	41				2		1		52	1	1		2,121	
37. Seo County	15	1								1			434	
38. Ida County	6				2		3			1			663	
Subtotal	848	74	11	4	52	7	118	2	428	9	3	3	19,828	1
SOUTHERN THIRD														
39. Ottumwa													77	
40. Rathbun	25	2			3	1	2	1	13				1,053	5
41. Red Rock Res.	26				4		4		54	1			470	4
42. Lamoni	14								147				769	
43. Montgomery County	116	3					1		10				2,130	
Subtotal	181	5	0	0	7	1	7	1	224	1	0	0	4,513	9
TOTAL	2,222	297	58	12	139	88	222	3	1,740	28	11	4	57,295	20
	Wh Br Nu	Br Cr	Ca Wr	Wl Wr	Go Cr	Es Bl	Am Ro	Br Th	Ca Wa	No Sh	Lo Sh	Sh Sp	Eu St	Ye Ru Wa

Table 2g. Christmas Bird Count Data, 1994-95

LOCATION	No	Ru	Am	Fl	Va	Fo	So	Bw	Wh	Wh	Da	La	Sn	
	Ca	Si	Tr	Sp	Sp	Sp	Sp	Sp	Th	Cr	Ha	Ey	Lo	Bu
MISSISSIPPI RIVER														
1. Yellow River For.	78	1	364	1			4				401			
2. Dubuque	238		285				17		2		538			
3. Clinton	121		321				20	2	1		259	1		
4. Princeton	168		491				25	18	4	3	393	15	10	
5. Davenport	717		1,464				101		43	6	1,116	15	3	
6. Muscatine	232		732	2		1	70	23	12		757			
7. Oakville	176		1,044	1	1	1	110	13	86	1	1	544	2	24
8. Burlington	208		246				28	5	11		443	12		
9. Keokuk	142		284	1		2	114	29	12	23	2	282		
Subtotal	2,078	1	5,231	5	1	4	485	88	151	33	3	4,733	45	37
MISSOURI RIVER														
10. Sioux City	75		81				10				201			
11. Monona County			82				3				49			
12. DeSoto NWR	75		700				9			2	8	1,031	1	8
13. Omaha, NE	125		361				29	9			1	718		
14. Glenwood	240		372				24		1		1	598	16	
15. Shenandoah	141	3	490		1		101	7	1		38	393	9	
16. Tristate	76	7	450				24	2			15	388		
Subtotal	733	10	2,516	0	1	0	200	18	2	2	62	3,356	26	6
NORTHERN THIRD														
17. Decorah	87		77						2		298			
18. Bremer County	38		180				13				241	21	2	
19. Mason City	41		79		1						478	3	560	
20. Spirit Lake	18		30								2	228		238
21. Cherokee	9		12			2					3	306		8
22. Westfield	12		44									102		
Subtotal	185	0	422	0	1	2	13	0	2	0	5	1,653	24	806
MIDDLE THIRD														
23. Lost Nation	169		578				41	3			416	3	1	
24. North Linn	188		237			1	5		1	6	2	328		
25. Cedar Rapids	413		306			3	48	3	4			1,054		82
26. Iowa City	342		561				64	8	22	15		1,214	4	
27. Amana	35	2	110				8	5	15	10		120		
28. Cad. Falls-Waterloo	62		81				1		1		1	390	48	3
29. Marshalltown	60		47				5					178		15
30. Eldora-Union	81		38					9				262		
31. Ames	174		230			1	17	2	2		7	730	15	2
32. Boone County	336	6	336				32	11	4	6	11	1,365	82	38
33. Walnut Creek NWR	77		730				17	8				188	77	
34. Saylorville Res.	298		1,058	1		1	187	21	6	1	1	1,243	5	28
35. Des Moines	159		156	1			11	4				459	1	1
36. Jamaica	84		81				7	2			4	438		2
37. Sac County	9		19								1	97		
38. Ida County	18		77				2					141		
Subtotal	2,505	8	4,625	2	0	6	454	67	55	38	27	8,631	235	173
SOUTHERN THIRD														
39. Ottumwa	21		2									14		
40. Rathbun	83		1,886				38	30		14		216		
41. Red Rock Res.	88		132				20	3	1	1	1	203	1	
42. Lamoni	20		1,274									139		
43. Montgomery County	163		495				5				1	534		
Subtotal	335	0	3,589	0	0	0	63	33	1	15	2	1,106	1	0
TOTAL	5,836	19	16,383	7	3	12	1,219	206	211	88	99	19,479	331	1,022
	No	Ru	Am	Fl	Va	Fo	So	Bw	Wh	Wh	Ha	Da	La	Sn
	Ca	Si	Tr	Sp	Sp	Sp	Sp	Sp	Th	Cr	Ha	Ey	Lo	Bu
		To	Sp						Sp	Sp		Ju		

Table 2h. Christmas Bird Count Data, 1994-95

LOCATION	Re	We	Me	Ru	Br	Co	Br	Pu	Ho	Co	Pl	Am	Ho	Eu
	Wl	We	Me	Ru	Br	Co	Br	Pu	Ho	Co	Pl	Am	Ho	Eu
	Bl	Me	Sp	Bl	Bl	Or	Co	Fl	Fl	Ra	Sl	Go	Sp	Sp
MISSISSIPPI RIVER														
1. Yellow River For.	6					1	22	12	8			325	427	
2. Dubuque								1	18	184	1	208	815	
3. Clinton	1		1			4	90	13	85			82	530	
4. Princeton	1					9	1	3	82			95	707	
5. Davenport	104		1	4		18	83	34	318		11	224	2,968	
6. Muscatine	3		3		2			10	104		10	166	2,125	
7. Oakville	150					3	2	3	7			67	742	31
8. Burlington	10					7	2	3	48		3	105	460	57
9. Keokuk	47			1		54	14	4	80			127	587	4
Subtotal	322	0	5	5	2	97	215	100	884	1	24	1,418	9,441	92
MISSOURI RIVER														
10. Sioux City	66			4	5		1		7	115		120	87	378
11. Monona County										51				60
12. DeSoto NWR	439			106	50	8		151		31		6	72	1,038
13. Omaha, NE	4,110	1	13	4		158	45	4	30		3	215	482	
14. Glenwood	26			67				73	3	17			86	648
15. Shenandoah	1,726			33	2		136	1		214			78	972
16. Tri-State	23			3						13			30	399
Subtotal	6,380	1	228	81	8	282	270	14	471	0	129	568	3,865	0
NORTHERN THIRD														
17. Decorah						1		8	96			92	794	
18. Bremer County				3	1		13	2	11	8			28	503
19. Mason City						3		17	130				8	756
20. Spirit Lake						2		1	19				54	1,714
21. Cherokee				2	2				56			21	76	437
22. Westfield				5								47	12	120
Subtotal	0	0	10	3	0	18	0	28	312	8	58	266	4,323	0
MIDDLE THIRD														
23. Load Nation	1			3			3	46	67				43	1,284
24. North Linn						1		8	19				88	527
25. Cedar Rapids				28	1		4	78	1	241	1		209	1,158
26. Iowa City	3			22			7	122	10	84		3	224	563
27. Amana				1			1	60	3	15			70	90
28. Cad. Falls-Waterloo						3		12	50				33	648
29. Marshalltown										101			28	321
30. Eldora-Union	1			10	8			10	82		1		14	218
31. Ames	27			14				8	62				110	1,327
32. Boone County	107					4		13	68		1		621	912
33. Walnut Creek NWR				8					10				122	126
34. Saylorville Res.	86	1	150	17		8	9	8	30				432	737
35. Des Moines	2	1	11			29		4	43				131	1,720
36. Jamaica	12			75	23		5	2	52		1		97	710
37. Sac County				5		2			4				42	228
38. Ida County									32			2	8	284
Subtotal	241	2	327	49	0	85	289	117	838	1	8	2,270	10,829	0
SOUTHERN THIRD														
39. Ottumwa								18	19				32	46
40. Rathbun	18			1	2		4	1	31	31	2		225	1,289
41. Red Rock Res.	5			38	2	1	1	3		11			107	368
42. Lamoni				10		1	8		8	87			51	189
43. Montgomery County	9	2	185	12		1	28		189		18	28	2,116	
Subtotal	32	2	232	16	2	12	30	55	337	2	18	443	4,048	0
TOTAL	8,945	5	892	134	12	488	784	314	2,952	13	245	4,988	32,506	92
	Re	We	Me	Ru	Br	Co	Br	Pu	Ho	Co	Pl	Am	Ho	Eu
	Wl	Me	Sp	Bl	Bl	Gr	He	Fl	Fl	Ra	Sl	Go	Sp	Tr
	Bl						Co							Sp

Statewide, numbers of Horned Larks, Lapland Longspurs, and Snow Buntings were a little below average, although distributions varied. About 80% of the Snow Buntings were in the Northern Third, while Horned Larks and Lapland Longspurs occurred further south, although best counts were where snow cover made them visible.

The group of birds including kinglets, bluebirds, thrushes, robins, and thrashers are generally considered "half-hardy", leaving the state in severe weather. However, the mild conditions did not result in an increase in numbers; in fact the reverse was the rule. Only 88 Eastern Bluebirds and 222 American Robins were found, both far below average. Perhaps the berry crop (cedars especially) was poor, an observation which was true at least in southwestern Iowa. No more than the usual few Hermit Thrushes and Brown Thrashers occurred. Another fruit-eater, Cedar Waxwing, was not much in evidence, either.

Shrikes were found in average numbers, with Loggerhead Shrikes detected a little further north than usual. European Starlings numbers were near a 10-year high even though no large concentrations were noted. It was an average year for blackbirds in general although some good counts of Brown-headed Cowbird were made in the Mississippi valley, and meadowlarks appeared in 10-year high numbers, especially in the Southern Third. Red-winged Blackbirds occurred in "normal" numbers, the 6,985 a "baseline" average total for years when no concentrations occur. Notable for the second year in a row were 60 Great-tailed Grackles near Glenwood on the Omaha count; perhaps these are the same wintering population as the 61 found there last year.

Rather incredible, for the second consecutive year no less, was the recording of three warbler species. This year, in addition to an average count of 20 Yellow-rumped Warblers, both a Pine Warbler and a Common Yellowthroat were found.

Sparrows were a mixed bag. Most notable were the high numbers of Song and Swamp sparrows, probably expected for birds which linger as long as open water can be found. Both species were at 10-year highs, Song with 1,219, and Swamp at 206, both totals about twice the species' averages. Rather low was the 99 Harris' Sparrows, only about half the 10-year average. A 10-year low of 66 was set last year for this species. Both Rufous-sided Towhee and White-throated Sparrow were found in good numbers.

As has been usual for several years, there were few finches in the state. Purple Finch was at a 10-year low, 314 being about half the 10-year average, and even House Finch leveled off, the 2,952 birds lower than the previous year's count for the first time since the species first appeared on a CBC in 1985-86. Only 13 Common Redpolls and 245 Pine Siskins were found, and there were no Evening Grosbeaks or Red Crossbills, while only one White-winged Crossbill appeared.

House Sparrow numbers also are leveling off, at a historically low level in the 35,000 range, but a success story is Eurasian Tree Sparrow, which achieved another 10-year high of 92, all at Oakville, Burlington, and Keokuk. Numbers of this species in the last five years have been 12, 20, 20, 68, and 92.

UNCOMMON SPECIES

There were several rarities this year (Table 3) even though only Say's Phoebe was new to the all-time list. This bird was found by Ray Cummins at the L & S Quarry in Appanoose County on the Rathbun count. There were, however, no fewer than six species recorded for only the second time. Three Surf Scoters appeared, two at

Keokuk and another at Red Rock reservoir; a Sora was discovered on the Illinois side of the Oakville count; an adult Lesser Black-backed Gull was only one of eight gull species found at Red Rock Reservoir; a Black-backed Woodpecker was on the Illinois side of the Davenport Count; a Pine Warbler was at Cedar Rapids; and a Common Yellowthroat was at the same place one was seen last year near Montrose on the Keokuk count. Third records included a Horned Grebe at Cedar Rapids, and Mew and Great Black-backed gulls, both at Red Rock Reservoir.

Table 3. Species found on three or fewer Christmas Bird Counts, 1994-95. Number of individuals seen is in parentheses.

Common Loon	Davenport (1)
Horned Grebe	Cedar Rapids (1)
Eared Grebe	Rathbun Res. (1)
American White Pelican	Red Rock Res. (1)
Tundra Swan	Clinton (15), Red Rock Res. (1)
Ross' Goose	Shenandoah (6)
Oldsquaw	Keokuk (2), Red Rock Res. (3)
Surf Scoter	Keokuk (2), Red Rock Res. (1)
White-winged Scoter	Red Rock Res. (1)
Turkey Vulture	Burlington (1)
Peregrine Falcon	Shenandoah (2)
Prairie Falcon	Jamaica (1)
Ruffed Grouse	Decorah (2)
Sora	Oakville (1)
Bonaparte's Gull	Rathbun Res. (25)
Mew Gull	Red Rock Res. (1)
Lesser Black-backed Gull	Red Rock Res. (1)
Great Black-backed Gull	Red Rock Res. (1)
Black-legged Kittiwake	Rathbun Res. (1)
Black-backed Woodpecker	Davenport (1, in Illinois)
Say's Phoebe	Rathbun Res. (1)
Marsh Wren	Shenandoah (1)
Ruby-crowned Kinglet	Davenport (2)
Hermit Thrush	DeSoto N.W.R. (1)
Varied Thrush	Des Moines (1)
Pine Warbler	Cedar Rapids (1)
Common Yellowthroat	Keokuk (1)
Chipping Sparrow	Davenport (2)
Savannah Sparrow	Iowa City (3), Des Moines (1)
Lincoln's Sparrow	Davenport (15)
Great-tailed Grackle	Omaha (60)
White-winged Crossbill	Saylorville Res. (1)

DELETIONS

Four species were reported but not acceptably so. Trumpeter Swans were reported from Mason City, Ames, and Sac County, but in all cases the birds were traced to populations established artificially. The Mason City birds were from Fergus Falls, Minnesota, the Ames bird also was from Minnesota, and the Sac County birds were

from Wisconsin. The IOU Records Committee recently ruled (*Iowa Bird Life* 64:67, 1994) that some Trumpeter Swans could be considered wild birds, such as unmarked birds which are considered derived from established self-sustaining breeding populations. Single Mute Swans were reported from Iowa City and Keokuk. No details were received on the Iowa City bird, but the Keokuk bird was described as an adult. Adult Mute Swans are sedentary and so adult Mute Swans seen in Iowa are unlikely to be from established wild populations. Indeed, a case can be made that no wild Mute Swans have reached Iowa at any time and that this species' status on the State List is questionable. A family group of Chukars reported from Davenport was deleted because this species is not currently on the State List. However the observer makes a case that these birds have been nesting in the Davenport area for at least 10 years and constitute a viable breeding population. Finally, an Eastern Meadowlark, the only meadowlark reported from Davenport, was identified by cheek color only, an unreliable character when used alone to identify this species (B. Wilson, *Iowa Bird Life* 53:83, 1983).

Box 300, Tabor, Iowa 51653

FIFTY YEARS AGO IN IOWA BIRD LIFE

The 16 page June 1945 issue was the last of the World War II era. The lead article by Earnest Steffen describes his experiences with four common species as seen through his studio window. Each of the species, Northern Cardinal, Ovenbird, Myrtle Warbler, and Canada Warbler, is illustrated with a beautiful line drawing by the author. These same illustrations were used in a recent South Dakota state bird book. An article by Charles R. Keyes describes the life and work of 88-year-old Ellison Orr, a noted naturalist and archaeologist, who spent most of his life in northeastern Iowa. An article by Philip DuMont discussed the invasion of the European Starling in Iowa and listed the first record for each of Iowa's 99 counties. First reported in Decatur County in December 1922, the starling appeared in many counties in 1932-34 and in April 1936 was found in O'Brien County, the last to have a verified report. This rapid spread was similar to the invasion of the House Finch into Iowa in recent years. Finally, a note by Jim Hodges provides a stark contrast with modern birding on the Mississippi River at Davenport. In mid and late February 1945, he reported seeing five adult Bald Eagles, a few Mallards, and hundreds of gulls too far away to identify. The first two species are now considered common there at that time of year and seldom get more than passing comment while the gulls would surely be identified with the variety of optical equipment now available to birders. Times have changed.--
ed

FIELD REPORTS--WINTER 1994-95

W. ROSS SILCOCK

WEATHER

Traditionally, although I have not done this very often, this space is devoted to explanations of what the weather did during the past winter followed by a succinct connecting of the observed weather conditions with bird movements. Not only is summarizing weather data for a large state like Iowa hard to do, but I think it is also somewhat pointless. No general explanation fits all the species, and indeed probably has little to do with general movements. Each year I become more convinced that bird movements are only marginally affected by weather, other than by a day or two in either direction. This year winter was generally very mild, and indeed there were some surprising late records, such as Pine



Warbler and Common Yellowthroat (the same individuals as last year?), but on the other hand where were species like Gray Catbird, Hermit Thrush, and Eastern Bluebird? What about waterfowl? Surely if there is open water, all the waterfowl would stay! (I assume the fish are still there; at least ice fisherman do.) On the contrary, I think that the powerful influence of day length on bird movements is underestimated by us amateurs as an explanation of the generally very closely repeated timing of bird movements each year; Ruddy Ducks rarely winter, in Iowa, while Northern Pintails often do. Common Mergansers love it here in winter, but Red-breasted Mergansers do not. And so on. Each species has evolved its own schedule, from which individuals depart at their peril; how about the misguided hummingbird at Fairfield?

PATTERNS AND TRENDS

The swan situation is becoming a morass in Iowa. We are inundated with Trumpeter Swans, most re-establishing, at least in part, ancestral migratory patterns to and from their site of re-introduction. Most Trumpeter Swan families seem to move only as far as they have to to find some open water and a food supply. The proliferation of aerators has provided such opportunities at several locations. The debate is on over whether any of these birds can be "listed". At least one individual of most Trumpeter Swan families is identifiable by various markers, thank goodness, as swan identification is notoriously difficult. Tundra Swans were also plentiful this year, most apparently correctly identified. The Mute Swan situation is puzzling to me, in that I think most immatures are escapees or free-flying progeny of captive birds. I do not think any adults are wild, but I concede that very occasionally an immature may stray to Iowa from an established, wild population, but who knows? Why should such birds be treated with any less skepticism than "possible escapees" such as the Fulvous Whistling Duck reported last summer?

Among the ducks, most species adhered to normal occurrence patterns, although Oldsquaws were more numerous than in most recent years. In contrast, few scoters were found.

A recent trend among raptors is the apparent increase in sightings of immature and even adult Golden Eagles statewide. Coupled with the general increase in sightings of Merlins and Prairie Falcons in recent years, I wonder if the increase in CRP grassland is having some effect in spreading these birds out? Travelling westward into Nebraska, in areas between Iowa and the permanent grassland areas of Nebraska, there are large areas of reestablished grassland that may be allowing these species to winter in parts their range unoccupied for some 100 years.

Gull watchers again had a good year with several species, such as Glaucous and especially Thayer's gull becoming rather ordinary. It would be interesting to carefully evaluate plumages of "Thayer's" Gulls to see to what extent characters of "Kumlien's" Iceland Gulls are present. Perhaps this would shed some light on the source of Iowa's "Thayer's" Gulls.

Despite the mild fall, there was a surprising paucity of half-hardy species like Eastern Bluebird, Hermit Thrush, American Robin, and Brown Thrasher, but refer to the discussion above and the next paragraph.

The category of "very late dicky-birds" (the passerine equivalent of peeps), included a Marsh Wren, a Pine Warbler, a Common Yellowthroat, wintering Chipping Sparrows at Indianola and Davenport, and a Vesper Sparrow at Mason City. In addition, three Yellow-headed Blackbirds were far out of range for winter in Kossuth County.

Winter finches were again disappointing (to us; they themselves were probably happy not to be starving and forced to travel in search of food). There were no Red Crossbills or Evening Grosbeaks, few Pine Siskins and Common Redpolls, and only one White-winged Crossbill. Encouraging were the two Pine Grosbeaks, however.

UNUSUAL SPECIES

There were several rarities of note, foremost Common Eider, Gyrfalcon, Mew Gull, hummingbird species, Say's Phoebe, Marsh Wren, Pine Warbler, Common Yellowthroat, and Pine Grosbeak. Other rare birds which are only a little less eye-catching include Lesser Black-backed Gull, Black-legged Kittiwake, Bohemian Waxwing, Chipping Sparrow, and White-winged Crossbill.

SPECIES DATA

*=documented; m.ob.=many observers; CBC=Christmas Bird Count

Common Loon: Latest was the CBC bird at Davenport 18 Dec (*LEF), preceded by 1 near Johnston 6 Dec (SJD) and 3 on West L. Okoboji on 4 Dec (LSc).

Pied-billed Grebe: 1 on 1 Jan with Mallards on the Shell Rock R. in Mason City (RGo) was rather late for that far north. First in spring was at Red Rock Res. on 18 Feb (AJo).

Horned Grebe: Last was seen 17 Dec on the Cedar Rapids CBC (fide Jim Durbin); 2 on Saylorville Res. 8 Dec (SJD), may have been the same birds that were at Big Creek S.P. 3 (MPr, BPr) and 6 Dec (SJD).

Eared Grebe: Last was on the Rathbun CBC 17 Dec (*NHo), preceded by 1 at L. Anita, Cass Co., on 1 Dec (JF).

Western Grebe: Last was 1 at Saylorville Res. 6 Dec; it had been there since late Nov (SJD).

American White Pelican: Again a few attempted to winter, at least 1 apparently successfully; it was at Keokuk 29 Jan (SJD, GBr), 2 Feb (RCe), and 18 Feb (THK), for the third midwinter record. Latest elsewhere was on the Red Rock Res. CBC 17 Dec (fide TSc).

Double-crested Cormorant: Rare in winter, 1 or 2 immatures survived the period below Red Rock Dam (m.ob.), while single immatures were near LeClaire 12 Feb (JF, THK) and at Lock and Dam 19 near Keokuk 29 Jan (SJD, GBr). Very late for the location, although aerator-assisted, was 1 at Black Hawk L. on 29 Dec (Mike Mahn fide JJD).

- Great Blue Heron:** Also rare in winter, 1 at Riverton W.A. 16 Jan and 3 Feb "probably wintered" (SJD), as may have 2 near Burlington 26 Jan (JF). Singles at Red Rock Res. 18 Jan (MPr, BPr) and near Hills in Johnson Co. 14 Jan (JF) apparently were wanderers.
- Swan sp.:** A single swan reported as a Tundra on the DeSoto N.W.R. CBC 18 Dec was undescribed (fide MSh).
- Tundra Swan:** This was a good fall for this species, with these reports: an ad. wintered at Red Rock Res. (*SJD, m.ob.), a rare occurrence, while up to 16 (7 adults and 9 immatures), were above Lock and Dam 13 near Clinton through 7 Jan (SJD, JSi). Unexpected were 12 at Union Slough N.W.R. from Nov through 4 Dec; these appeared to be two family groups, with 3 adults. and 9 immatures (MCK). An adult was seen and heard at Lakin Sl. 25 Feb (SJD).
- Trumpeter Swan:** This species provided little grist for listers' mills, notwithstanding the recent Iowa Records Committee ruling (IBL 64:67) which allowed that birds which meet the ABA guidelines for being "established" can now be considered wild birds and thus countable; these guidelines require a breeding population which is not directly dependent on human support, and which is large enough to survive a normal amount of mortality and nesting failure and so maintain or increase its numbers. No evidence was forthcoming from observers to indicate that any of the 30 or so Trumpeter Swans reported were from populations which meet these guidelines, although I believe that birds breeding in South Dakota and Nebraska which originate from LaCreek N.W.R., most unmarked, do so. Birds from the Carver Co., Minnesota, population, initiated in 1986, may do so, although I question whether these birds would survive as a viable population without assistance during the breeding season or in winter without aerators. Does the very fact that human intervention is required to bring a species back from the brink of extinction by definition exclude the species from countability, at least in parts of its original range which are reoccupied? A family of 3 which wintered at Mason City's East park nested at Fergus Falls, Minnesota, in 1994 (Mason City Globe-Gazette, m.ob.) while an ad. at Hallett's Quarry, Story Co. through at least 22 Jan was hatched at the Topeka Zoo and released at Red Lake, MN in 1993 (SJD). The 4 adults wintering on a farm pond in Madison Co. (SJD) appear to have been from the Carver Co., MN, population (SJD, pers. comm.). Two which wintered at Black Hawk L. were from Vilas Co., Wisconsin (Lake View Resort, m.ob.), as were 2 more which wintered on Blue L., Monona Co., (PE). The Iowa introductions included 7 ads. and 4 imms. at Bays Branch, including an ad. with a blue #46 neck collar (THK, SJD), 2 ads. at Johnston on 10 Jan, said to be introduced (THK), and 2 adults. sw. of Webster City on 11 Feb. noted by a sign as being introduced (THK).
- Mute Swan:** Three were reported, none of which appear to meet the guidelines discussed above; the nearest established population is probably in Traverse Bay, Michigan, a provenance which would be difficult to attach to any birds seen in Iowa. A single reported on the Iowa City CEC 18 Dec was undescribed; an adult on the Keokuk CBC 20 Dec was suspected to be an escapee (SJD), and an imm. sw. of Webster City 9-19 Feb (*THK, JF, AJo) had no case pleaded on its behalf.
- Greater White-fronted Goose:** None wintered, although up to 6 were at Red Rock Res. as late as 2 Jan (SJD, MPr, BPr). A single wintering at the East Park aerator in Mason City was probably an escapee, based on feather wear and demeanor (SJD, JF, CJF). First in spring was 1 at Big Creek S.P. 22 Feb (SJD), and as many as 1,550 were in Fremont Co. by the period's end (SJD).
- Snow Goose:** Only scattered wintering birds were noted, including 1 in Johnston (BE, SJD), 2 at Bays Branch (SJD), and 2 at L. Icaria (SJD). More than 40,000 were in SW Iowa by 28 Feb (SJD).
- Ross's Goose:** Most reports were of migrants returning in late February with Snows, with 150 in SW Iowa on 28 Feb (SJD) and the most easterly a rather early single in Hamilton Co. 9-20 Feb (JF, THK, AJo, CEd). Unexpected was a flypast by a pure flock of 46 at Riverton W.A. on the surprising date of 19 Jan (Carl Priebe, Don Priebe, fide WRS). These birds were identified by calls, size, and general whiteness.
- Canada Goose:** Wintering flocks are widespread, the largest more than 2,000 in the Bays Branch area (SJD). Migrants numbered about 6,000 in the same area by 22 Feb (SJD), while first migrants in Woodbury Co. appeared 19 Feb (BFH).
- Wood Duck:** First migrants were noted in several locations 25 Feb (THK, DCP, AJo), while 2 wintered near LeClaire (PCP, SJD, THK), a female wintered at Johnston (BE, SJD), 6 were at Cedar L. in Linn Co. until 7 Jan (SJD), and a female was at Montrose on 6 Jan (SJD).
- Green-winged Teal:** A few wintered, including a male at Black Hawk L. on 22 Jan (PE), 2 in Madison Co. (SJD), and 2 at Cedar L. in Linn Co. (THK). As many as 700 were at Riverton W.A. on 28 Feb (SJD).
- American Black Duck:** A few wintered at many locations, presumably associated with Mallards; best counts were 7 on 6 Jan at Cedar L. (THK) and 4 at Fort Madison, also on 6 Jan (SJD).
- Mallard:** A flock of 4,000 at Riverton W.A. were probably on the move. as only 17 were there 16 Jan (SJD).

- Northern Pintail:** A male was in Kossuth Co. as late as 8 Jan (MCK), while 3 wintered at Rock Valley with Mallards (JV, Marty Eby fide SJD) and 2 wintered on Terra L. in Johnston (BE, SJD). Migrants appeared by 22 Feb, when 142 were at Saylorville Res. (SJD), and by 28 Feb 6,000 were at Riverton W.A. (SJD).
- Northern Shoveler:** Last in fall were 33 at Bays Branch as late as 24 Dec (SJD); at least 1 wintered there (THK, SJD) and as many as 17 at the favored shoveler location at Terra L. (BE), although only 7 were still there 24 Jan (SJD). This species is rare in winter; no spring movement was noted by period's end.
- Gadwall:** A few were found at various locations through midwinter; high count the 15 at Montrose on 29 Jan (SJD), and most northerly the 3 pairs at Brown's L., Woodbury Co., on 26 Jan (SJD, JSi). Migrants arrived 22 Feb. with 16 at L. Manawa (LP, BP) and 16 at Saylorville Res. (SJD).
- American Wigeon:** Last in fall was a male below Red Rock Dam on 2 Jan (SJD) and first to return were 2 on 22 Feb at both L. Manawa (BP, LP) and Terra L. (SJD).
- Canvasback:** The Montrose wintering flock declined from 21,000 on 29 Dec (SJD) to a low of 1,000 on 30 Jan (THK); there appears to be considerable movement, however, as 10,000 were estimated 2 Feb (RCE). Scattered wintering birds occurred elsewhere, with best count 18 at LeClaire 7 Jan (SJD) and most northerly 5 near Lansing on 29 Jan (JDa, FLc). Migrants were in the northwest by 26 Feb. when 30 were in Woodbury Co. (BFH).
- Redhead:** Notable midwinter reports included up to 4 wintering below Red Rock Dam (SJD, MPr, BPr, AJo, JJD), 2 females on Blue L. 21 and 26 Jan (SJD), 2 males wintering in Madison Co. (SJD), and a female at Mason City 22 Jan (SJD). By 22 Feb 40 were at L. Manawa (BP, LP) and 105 were there 28 Feb (SJD).
- Ring-necked Duck:** Fair numbers wintered at Montrose, with the low counts 30 on 30 Jan (THK) and 150 on 6 Jan, (SJD, JSi). Other notable midwinter reports included 2 males wintering at Blue L. (PE, SJD), a single at L. Panorama, Guthrie Co., on 6 Feb (SJD), and 1 apparently wintering below Red Rock Dam (AJo, THK). As many as 300 were in Woodbury Co. by 26 Feb (BEH), while 4 at Swan L. in Carroll Co. on 18 Feb (DSt) were rather early.
- Greater Scaup:** Rare in midwinter, 6 males were below Red Rock Dam on 30 Jan (PCP, BBI), 17 were at Montrose 6 Jan, and 31 were there 29 Jan (SJD, JSi, GBr).
- Lesser Scaup:** Notable midwinter reports included a best count of 154 at Montrose on 29 Jan (SJD), and a single at Mason City 17 (THK) and 22 Jan (SJD). At least 4 wintered as Terra L. (BE), and up to 5 were at Red Rock Res. (TEK, AJo, MPr, BPr). By 22 Feb 200 were on the Mississippi R. at Scott Co. (PCP) and 300 were there 26 Feb (CED).
- Common Eider:** If confirmed by the Records Committee, the presence of a bird generally, although not unanimously, considered to be a wild adult female of the western race *v-nigra* below Red Rock Dam 27 Jan through 24 Feb would be Iowa's 3rd record. The bird was found by Tim Schantz and seen by many (*m.ob.).
- Oldsquaw:** Following the good fall showing, some 19 birds were reported for the period, including an amazing 8 at Montrose on 6 Jan (SJD, JSi). Other good counts were 4 at Pleasant Creek L., Linn Co., on 3-4 Dec (JF, THK) and up to 3 at Red Rock Res. 14-28 Dec (MPr, BPr, JF, SJD, JJD, GBr). Last were a male at Montrose and a female near Wever in Lee Co., both on 16 Feb (JF). A single at Midwest Power Pond, Pottawattamie Co., remained until 5 Dec (LP, BP), another was at LeClaire 4 Feb (THK, DCD, AMB), and 2 females were at Lock and Dam 11 on 30 Dec (SJD).
- Surf Scoter:** The only reports were CBC birds, including 1 below Red Rock Dam 17 Dec (SJD, WRS) and 2 females/imms. near Montrose 20 Dec (SJD).
- White-winged Scoter:** The only reports may have been of the same bird, although neither was described; 1 was on the Red Rock Res. CBC 17 Dec (fide TSc), and another was on Knoxville Estates Pond, Marion Co., on 22 Dec (JF).
- Common Goldeneye:** Highest counts of wintering birds were 3,250 at Montrose on 29 Jan (SJD, GBr), and 3,000 there 2 Feb (RCE).
- Bufflehead:** A few were noted in midwinter, including 1 which wintered below Saylorville Dam (SJD, JSi); a female was at Montrose 6 Jan (SJD, JSi), 2 were in the same area 29 Jan (SJD, GBr), and 1 was near Credit Island 30 Jan (PCP).
- Hooded Merganser:** This hardy species occurred widely in midwinter in the southeast in small numbers. Notable reports included a high count of 8 at Cedar L. on 7 Jan (SJD, JSi), a westerly single was at Bays Branch 10 Jan (THK), and a female was near Lansing 29 Jan (JDa, FLc). Three wintered on Terra L. (BE, SJD). A female was at Rock Valley until 2 Dec (JV).
- Common Merganser:** Highest counts were at Red Rock Res., where 10,000 were still present 1 Jan (THK) but only 500 remained by 4 Jan (THK); 7,000 were there 28 Dec (SJD, JJD). Migrants returned 25 Feb. when 1,000 were there (AJo). As many as 3,000 were at Montrose 2 Feb (RCE), but only 600 were there 29 Jan (SJD, GBr), indicating considerable fluctuation in numbers in midwinter.

- Red-breasted Merganser:** Rare in winter, a female remained on Cedar L until 7 Jan (SJD, JSi, THK, JDa). Another lingered at Red Rock Res. until 2 Jan (SJD), 1 was at Ottumwa 29 Jan (SJD, GBr), and a third was at Fort Madison the same day (SJD, GBr).
- Ruddy Duck:** What appears to be the record latest was 1 at Montrose on 6 Jan (SJD, JSi); previous latest was 3 Jan. Also very late were 3 which remained on Terra L until 2 Jan (SJD, BE). Apparently the first ever late January report were 2, possibly overwintering, on 29 Jan at Montrose (SJD, JSi); previous earliest in spring was 22 Feb.
- Turkey Vulture:** Last was 1 on the Burlington CBC 17 Dec (fide Chuck Fuller). There were no other December reports.
- Bald Eagle:** Best wintering counts were along the Mississippi R.; peak numbers in Scott Co. were 104 on 12 Feb (PCP); while 50 were counted "in one sweep" at Keokuk 30 Jan (THK). A large group of 50 with "some kettling" was noted in Marion Co. on 25 Feb (AJo).
- Northern Harrier:** High count was 16 at Hawkeye W.A., Johnson Co, on 27 Dec (CEd), while 7 returning to a roost near Oxford on 7 Jan (SJD, JSi) were probably wintering. Most midwinter reports were from S Iowa.
- Northern Goshawk:** Two different birds, ad. and imm., were noted at Mason City during the period (JF, SJD, RGo); the ad. was seen only on 6 Feb (RGo). Other singles were an imm. which hit a window 6 Dec in Clay Co. and was rehabbed and released (LSc), 1 at Johnston 1 Jan (BE), an ad near Cherokee 11 Jan (THK), 1 in O'Brien Co. 30 Jan (Darwin Koenig fide LSc), and an imm. present on the Iowa State campus 8-18 Feb (JJD).
- Red-shouldered Hawk:** Only 3 were reported after the CBC period: an ad. below Saylorville Dam 15 and 24 Jan (SJD, JSi), an ad. on 29 Jan near Credit Island (THK), and 1 near Fort Madison 16 Feb (JF).
- Red-tailed Hawk:** An imm. Krider's Hawk was in Clay Co. 12 Feb (LSc), and a Harlan's was at Trumbull L, Clay Co., on 26 Feb (LSc).
- Rough-legged Hawk:** This species was widespread, but the best count was only 6, in Marshall and Hardin cos. 23 Dec (MPr, BPr) and in Allamakee Co. 29 Jan (FLe).
- Golden Eagle:** Away from the regular wintering area along County Road A26 in Allamakee Co., adults are very rare in Iowa, and so a well-described bird in 'Sioux Co. 16 Dec (JV) was unexpected. However immatures may show up on rare occasions almost anywhere in winter, with these reports after the CBC period: 1 was photographed in Adams Co. 16 Jan (SJD) and another was in Cerro Gordo Co. 5 Feb (CEd).
- Merlin:** At least 12 were reported in addition to CBC birds; most were in W Iowa as expected, with stragglers east to Story (SJD) and Poweshiek (JF) cos. A pale bird identified as a female Richardson's was in Monona Co. 21 Jan (SJD).
- Peregrine Falcon:** In addition to the 2 CBC birds at Shenandoah, only 3 more were noted; wintering is unusual. An immature was near Lock and Dam 14 in Scott Co. 30 Dec (SJD), and a male which wintered in Des Moines was joined by a female in early Feb (JSi).
- Gyr Falcon:** A report of one watched flying across Red Rock Res. 2 Jan was referred to the Records Committee.
- Prairie Falcon:** Including the CBC bird at Jamaica, 4 were reported, about par for a winter season. Unexpected as far east as Mahaska Co, an injured bird was found 15 Dec some 10 miles n. of Oskaloosa (Dan Soppe fide JJD). The others were in Clay Co. 6 Dec (LSc) and Fremont Co. 28 Feb (SJD).
- Gray Partridge:** Reports were south and east to Franklin (SJD) and Greene (SJD) cos; While 1993 was a poor year, there were encouraging signs for 1994 in Sioux Co. (JV). This species has been at a low ebb in the northwest.
- Ruffed Grouse:** The introduced population at Stephens S.F. in Lucas/Clarke cos. continues; 3 were there 14 Jan (JSi).
- Wild Turkey:** Best counts, apart from CBCs, were flocks of 55 near Montrose on 6 Jan (SJD, JSi) and 47 near Clinton on 7 Jan (SJD).
- Northern Bobwhite:** Discouraging reports were from Sioux Co, where it has been "totally absent" for more than a year (JV), and Story Co, where it is considered rare (HZ).
- American Coot:** A few were detected in midwinter, mostly in the southeast, but also, unexpectedly, as far to the northwest as Rock Valley, where 2 or 3 wintered (JV, Marty Eby fide SJD), and Blue L, where 3 wintered also (PE, SJD). Also surprising were 1 or 2 at Mason City 17 (THK) and 22 Jan (SJD). Returning were 6 at Saylorville Res. 25 Feb (SJD) and 53 in Fremont Co. 28 Feb (SJD).
- Sandhill Crane:** Late migrants were 4 at Hendrickson M., Story Co, on 3 Dec (HZ). An immature was wintering between Bays Branch and L Icaria; it was seen 24 and 27 Dec at Bays Branch (SJD, PA, RA, EuA, EIA) and 3 and 9 Feb at L Icaria (SJD, PA, RA, EuA, EIA), accompanied by the same 2 neck-collared geese at both locations (SJD).

- Killdeer:** One near Credit Island on 15 Jan (DCD) was possibly wintering, but another at Bays Branch 29 Jan (PA, RA) may have been wandering about in the unseasonably mild weather. Migrants were widespread by 25 Feb (SJD, THK).
- Common Snipe:** Hardest were 2 in Boone Co. as late as 1 Jan (SJD).
- American Woodcock:** Record earliest was an incredibly early arrival at Stone S.P., Woodbury Co, on 30 Jan (BFH, ARH); this bird was seen through 4 Feb, and it, or another, was there on 13 Feb also. The previous earliest for Iowa was 15 Feb. There were no other reports by the end of the period.
- Bonaparte's Gull:** Tying the record latest date for Iowa was 1 near the I-80 bridge in Scott Co. 31 Dec (Lfi). Most leave by early December, and so the 25 on the Rathbun CBC 17 Dec (fide Bill Heusinkveld) are worthy of note here, as is 1 at Red Rock Res. 11 Dec (SJD).
- Mew Gull:** A 1st winter bird below Red Rock Dam from 11 Dec (*JF, *SJD, *JSi, m.ob.) through 2 Jan (*AJo), including the CBC there, was the only bird reported this winter. There are fewer than 10 Iowa records.
- Ring-billed Gull:** Best count at Red Rock Res. was 11,000 on 28 Dec (SJD, JJD), with the midwinter low of 17 on 2 Jan (SJD). At Rathbun Res. 4,000 were still present 1 Jan (THK), but only 1 was there 5 days later (SJD). At Keokuk 2,000 were estimated 29 Jan (SJD, GBr). A single had returned to Woodbury Co. by 26 Feb (BFH).
- Herring Gull:** Best count for the period was 1,050 at Red Rock Res. on 11 Dec (SJD), declining rapidly from 530 on 2 Jan (SJD) to a low of 1 on 4 Jan (THK). At Keokuk 260 were found 29 Jan (SJD, GBr). Unusual were as many as 14 at Ottumwa on 29 Jan (SJD, GBr).
- Thayer's Gull:** This gull is regular in winter along the Mississippi R.; most birds reported are immatures. This year as many as 7 or 8 1st year birds were reported. Adults are being reported more frequently, however with 1 at Lock and Dam 14 on 30 Dec (SJD) and another at Keokuk on 6 Jan (SJD, JSi). Another adult was at Red Rock Res. 17 Dec for the CBC, remaining until 1 Jan (*AJo), but an unusual location was Spirit L., where an adult was seen 4 Dec (*LSc). Few descriptions provided examine the plumage cline towards "Kumlien's" Gull, now suspected to be conspecific with Thayer's Gull (DeBenedictus, *Birding* 22:197, 1990).
- Lesser Black-backed Gull:** Adults were reported from 3 locations: 1 at Red Rock Res. 11 Dec (*SJD) through 1 Jan (AJo) including the CBC, another at Keokuk 29 Dec (SJD, GBr), and a third at Davenport 3-16 Feb (*PCP, *THK, *JF). Fewer than three birds may have been present.
- Glaucous Gull:** None had arrived by Dec (IBL 65:15), and so the earliest was a 1st winter bird at Pleasant Creek L., Linn Co., on 8 Dec (JF). Most of the dozen or so reported, all listed as 1st winter birds, were along the Mississippi R. or on the major reservoirs in SE Iowa, with the latest at Keokuk on 2 Feb (RCe). High count was 3 at both Red Rock Res. 14-17 Dec (SJD) and Rathbun Res. 29 Dec (SJD). An unusual location was Ottumwa, where 1 was seen 29 Jan (SJD, GBr).
- Great Black-backed Gull:** Two were reported, both 1st winter birds. One found at Red Rock Res. 16 Dec (Tim Schantz fide AJo) was seen on the CBC there 17 Dec (*AJo), while the other was at Davenport 2 Jan (*JF), possibly the same bird as one seen there 11 Feb (Tim Schantz fide THK) and 12 Feb (*THK).
- Black-legged Kittiwake:** The only report was an imm. on the Rathbun CBC 17 Dec (*AJo).
- Mourning Dove:** Midwinter reports were north and west to Ames, where 5 apparently wintered near the observer's yard.(JJD).
- Snowy Owl:** Only 1 appeared in fall (IBL 65:15), and only 1 this period, an adult in Dickinson Co. 21 (LSc) and 23 (THK) Jan; it was described as having only fine dark flecking" (THK).
- Long-eared Owl:** Best counts were 12-15 at Coralville Res. (JF, CEEd) and 14 in Boone Co. (SJD); it was considered a "good year" (SJD).
- Short-eared Owl:** Best counts were 7 or 8 "in pines" in Marshall Co. 2 Jan (MPR, BPR) and 6 at Coralville Res. 27 Dec (CEEd).
- Northern Saw-whet Owl:** This was an off-year, with only about 8 reported after the CBC period, including 3 in Boone Co. (SJD), 4 singles in various NC Iowa locations (MPR, BPR), and 1 at Coralville Res. (CEEd, THK, JF).
- Hummingbird sp.:** An intriguing report was of a hummingbird which appeared 20 Feb at the exact site of a feeder which had been removed after the summer in Fairfield (Robert Cooledge fide DCP). The feeder was refilled, but the bird did not reappear.
- Belted Kingfisher:** Regular in winter anywhere water remains open, 11 were counted by canoe on 15 Jan on the 8 miles of Des Moines R. from Saylorville to the Des Moines Botanical Center (SJD, JSi).
- Red-headed Woodpecker:** A good midwinter count of 10 was in the Amana Woods 16 Jan (CEEd); most leave in winter.
- Northern Flicker:** Single western "red-shafted" flickers were in a Polk Co. yard 15 Dec-21 Feb (PA, RA) and in Dickinson Co. 24 Jan (Lois Becker fide LSc).

- Pileated Woodpecker:** One at Fort Defiance in Estherville 20 Jan was at the northwest edge of the Iowa range (DHe).
- Say's Phoebe:** Amazing, although not unprecedented, was the CBC bird at Rathbun 17 Dec (*RCu); another showed up 22 Dec 1979 in Marshall Co.
- American Crow:** Roosts were reported from Ames, where 7,800 were estimated 17 Dec (JJD), and Waverly, where 1,000 were estimated 17 Feb (RCe).
- Red-breasted Nuthatch:** Numbers were low this winter; best count was only 6, at Kent Park, Johnson Co, on 29 Jan (CEd). Observers in Sioux Center (JV) and Clear Lake (Virgil Eness fide CJE) noted the scarcity.
- Brown Creeper:** Best count was 5 in Moorehead Park, Ida Co, on 24 Jan (PE). Wintering birds occurred north to Mason City (RGo, CJF).
- Carolina Wren:** All reports were for 1 or 2 birds south and east of Clinton (SJD), Johnson (THK), and Jefferson (DCP) cos. None were located at a recently regular spot in Fremont Co. (WRS).
- Marsh Wren:** The only report was the 2nd latest ever, a bird at Riverton W.A. on the Shenandoah CBC 26 Dec (*SJD, DC).
- Golden-crowned Kinglet:** Wintering birds occurred throughout, with 2 at Algona 28 Jan (MCK) and 3 at Clear Lake through the period (Virgil Eness fide CJF). Best count however was only 4 at Kent P. on 28-29 Jan (JF, CEd).
- Ruby-crowned Kinglet:** None were reported after the CBC period.
- Eastern Bluebird:** The only midwinter report was of 1 at Moorehead P. 15 Jan (PE). None wintered at 1 observer's area in Marion Co. (AJo), an unusual situation.
- Hermit Thrush:** None were reported after the CBC period.
- American Robin:** Only a few appeared to have wintered. The best count was only 13, these the first spring migrants in Marion Co. (AJo). Only singles were reported from the north, in Mason City 14 Jan (MPr) and also 22 Jan (CJF) and in Sheldon 3 Jan (JV).
- Varied Thrush:** The CBC bird in Des Moines was not subsequently reported, but 2 others came to light; 1 at Wellman in Washington Co., present since at least 18 Jan (Albion Young fide THK) was seen 30 Jan (THK), and another at Mason City was seen for 5 minutes on 25 Feb (RGo).
- Gray Catbird:** None were reported after the CBC period.
- Northern Mockingbird:** Only 2 were reported, following this species' unusual absence from CBCs; 1 was near Amana Woods on 12 Jan (JF) and the other in SE Johnson Co. on 28 Jan (THK).
- Brown Thrasher:** Very late and far to the north, 1 was at a feeder in Algona at least until 25 Dec. when the owner left (MCK). Another was in Boone Co. 1 Jan (SJD).
- Bohemian Waxwing:** A micro-inursion was detected, with a grand total of 6 birds reported. It began in mid-Dec, with 1 as far south as Iowa City on 9 Dec (JF), another at Mason City seen by many 11 Dec (RGo) through 17 Jan (THK), and peaked with 4 in O'Brien Co. 30 Jan (Darwin Koenig fide LSc).
- Cedar Waxwing:** Few were reported, the best count the 40 which hosted a Bohemian Waxwing at Mason City (MPr, BPr).
- Northern Shrike:** Scattered singles were reported south to Monona Co, 1 on 21 Jan (SJD), Guthrie Co, 1 on 25 Feb (SJD), Marion Co, 1 on 17 Dec (CEd), and Johnson Co., singles at 5 locations 14 Dec (JF) through 4 Dec (THK). Best count was 3 in Woodbury Co. on 19 Feb (BFH).
- Loggerhead Shrike:** Scattered singles were reported north to Sac Co, where 1 was reported without details 12 Feb (DSt), possibly an early migrant, Story Co. 1 on 26 Dec (HZ), and Marshall Co, 1 well-described nw. of Liscomb on 2 Jan (MPr).
- Yellow-rumped Warbler:** None were reported after the CBC period.
- Pine Warbler:** The only report was the CBC bird at Cedar Rapids 17 Dec (fide Jim Durbin). No details were submitted, however.
- Common Yellowthroat:** The only report was the Keokuk CBC bird at Montrose on 20 Dec., an imm. male (*SJD). This ties the latest ever for Iowa.
- Northern Cardinal:** Still noteworthy in extreme NW Iowa, numbers are increasing in "isolated prairie towns" (DHh) while a pair wintered in a Sioux Center yard (JV)
- Rufous-sided Towhee:** Numbers were good this year, especially in W Iowa, where the spotted-backed western form is most common in winter. Best count was 4 in Fremont Co. on 30 Dec (WRS). Single spotted birds were reported as far north as Mason City where 1 remained 22 Jan (SJD, JSi) through 20 Feb (CEd), and as far east as Boone Co, where 2 were found 1 Jan (SJD). The eastern "red-eyed" form was noted west to Boone Co. where 3 were seen 1 Jan (SJD).
- Chipping Sparrow:** Only the third winter report of this species, an immature, was at an Indianola feeder 12 Jan; probably the same bird was seen 28 Feb (*JSi). The only other report was of 2 on the Davenport CBC 18 Dec (*LFI).
- Field Sparrow:** A midwinter report from Monona Co., where 1 was at a cemetery 19 Jan (*PE), was unexpected. Wintering is rare, even in extreme SE Iowa.

- Vesper Sparrow:** While singles were found within range at Oakville and Shenandoah on CBCs, 1 near Mason City on the CBC there 17 Dec (*RGo) was totally unexpected. Also unexpected were singles in Sac Co. 8 Jan (* PE) and 1 in Polk Co. 8 Jan (*BE).
- Savannah Sparrow:** No new birds were found after the CBC period, but 1 of the Iowa City CBC birds was relocated 20 Dec (THK).
- Fox Sparrow:** None were reported in midwinter. One at Goose Pond in Linn Co. on 25 Dec (JDa) was the last, while 2 at Bays Branch 25 Feb (SJD) were the first migrants.
- Song Sparrow:** Best count of wintering birds at an unexpected location was 12 in SW Kossuth Co. (MCK).
- Swamp Sparrow:** The only midwinter report was of 1 at Coralville Res. on 12 Jan (JF). Possible early migrants were 3 at Hawkeye W.A., on 20 Feb (CEd), and 3 at Cone M., Louisa Co. on 23 Feb (JF).
- White-throated Sparrow:** Unexpected so far north was 1 at Lime Creek Nature Center feeders, Mason City, 7-19 Jan (CJF). Another was a little northwestward for midwinter at Amana Woods on 16 Jan (CEd).
- White-crowned Sparrow:** The only reports after the CBC period were of 1-3 at Hawkeye W.A., 16 Jan (CEd) and 20 Feb (JDa).
- Harris' Sparrow:** This was a poor year for this species, as noted by several observers (MPe, JV, AJJo); the latter had none for the first time in several years. Somewhat easterly was 1 in Story Co. 15 Feb (HZ).
- Dark-eyed Junco:** An aberrant "Slate-colored" bird with 1 distinct and 1 partial wingbar was in a State Center yard; it was otherwise identical in "jizz" to "Slate-colored" and had only 2 white outer rectrices, rather than the 3 of "White-winged" Junco (JV).
- Lapland Longspur:** Best counts were mediocre; 84 were in Clay Co. 20 Feb (LSc), probably migrants, while 80 were in Hardin Co. 1 Jan (MPr, BPr).
- Snow Bunting:** Few were reported although numbers in N Iowa were apparently normal with 520 counted 22 Jan (SJD, JSi). Latest were 15 in Hamilton Co. 19 Feb (AJJo).
- Red-winged Blackbird:** Few remained to winter; notable were 32 at Living History Farms in Polk Co. which arrived 28 Jan and remained (BE). Migrants returned by 19 Feb with 1,000 in Mills Co. (BP, LP).
- Western Meadowlark:** Singing birds were heard first 25 Feb in Marion Co. (AJJo); 8 which "could be identified with a scope" 20 Feb were identified by calls (JDa).
- Yellow-headed Blackbird:** Unexpected in midwinter and at this location 3 were at Ingham L., Emmet Co. on 23 Jan (LSc). This species is rare in midwinter, even in S Iowa.
- Rusty Blackbird:** Few remain through midwinter, especially away from SE Iowa, and so 4 at a feedlot in Kossuth Co. 8 Jan (MCK) were noteworthy. Another was in Cass Co. 18 Jan (MPe). Returnees were 6 at Long Pond, Guthrie Co. on 25 Feb (SJD).
- Great-tailed Grackle:** The only report was of returning birds, 7 in Fremont Co. on 26 Feb (SJD).
- Common Grackle:** This species winters in small numbers, mostly in the south, and so wintering birds in Ames (JJD) and Sioux Center (JV) were unusual, while 1 at a feedlot in Kossuth Co. 8 Jan (MCK) was noteworthy as a northerly midwinter report.
- Brown-headed Cowbird:** Rare in midwinter, 20 at Chelsea, Tama Co. on 12 Jan were out of place (MPr, BPr). No others were reported after the CBC period, until migrants appeared 19 Feb, with 2 males in Linn Co. (JDa) and 6 at Riverton W.A. (BP, LP).
- Pine Grosbeak:** One of very few reports in recent years was of 2 birds near Spencer on 27 Feb (*LSc, DHa). These birds were seen feeding in an ash tree, and were thought to be an immature male and an immature female.
- Purple Finch:** Few were reported, as has been the case in recent years, with none seen in Sioux Co. since November (JV). Best count was only 10 at Mason City on 24 Jan (RGo), where 3-10 remained 14 Jan-5 Feb (CEd, MPr, BPr).
- House Finch:** High count was 60 at Mason City through the period, where it is "firmly established", and where there are fewer Purple Finches (CJF). It is also common at feeders throughout Sioux Co. (JV).
- Red Crossbill:** None were reported, either on CBCs or during the period.
- White-winged Crossbill:** The only report was of a single bird on the Saylorville Res. CBC (fide SJD).
- Common Redpoll:** None were reported after the CBC period.
- Pine Siskin:** This was an off year for this species also, usually the most numerous of the erratic "winter finches". Best counts were only 40 at St. Joseph in Des Moines Co. on 26 Jan (JF) and 24 at Mapleton Cemetery in Monona Co. through the period (PE).
- Evening Grosbeak:** None were reported on CBCs or during the period.

OBSERVERS

Pam Allen (PA), West Des Moines; Reid Allen (RA), West Des Moines; Eloise Armstrong (EIA), Booneville; Eugene Armstrong (EuA), Booneville; Brian Blevins (BBI), Davenport; Gordon Brown (GBr), Ankeny; Robert Cecil (RCe), Des Moines; Ray Cummins (RCu), Centerville; Jeff Dankert (JDa), LaCrosse, WI; James J. Dinsmore (JJD), Ames; Stephen J. Dinsmore (SJD), Ames; Dan C. Dorrance (DCD), Davenport; Chris Edwards (CEd), North Liberty Bery Engebretsen (BE), Johnston; Peter Ernzen (PE), Ida Grove; Carolyn J. Fischer (CJF), Mason City Larry Fisher (LFi), Davenport; Jim Fuller (JF), Iowa City; Rita Goranson (RGo), Mason City; Doug Harr (DHa), Larchwood; Dennis Henrickson (DHe), Estherville; Nelson Hoskins (NHo), Ottumwa; Art R. Huser (ARH), South Sioux City, NE; Bill F. Huser (BFH), South, Sioux City, NE; Ann Johnson (AJo), Norwalk; Tom Johnson (TJo), Mystic; Matthew C. Kenne (MCK), Algona; Thomas H. Kent (THK), Iowa City; Fred Leshner (FLe), LaCrosse, WI; Babs Padelford (BP), Bellevue, NE; Loren Padelford (LP), Bellevue, NE; Marietta Petersen (MPe), Walnut; Mary Lou Petersen (MLP), Davenport; Peter C. Petersen (PCP), Davenport; Diane C. Porter (DCP), Fairfield; Beth Proescholdt (BPr), Liscomb; Mark Proescholdt (MPr), Liscomb; James Quinlivan (JQ), Wapello; Tim Schantz (TSc), Otley; Lee Schoenewe (LSc), Spencer; W. Ross Silcock (WRS), Tabor; Jim Sinclair (JSi), Indianola; Dale Stone (DSt), Lake City; John Van Dyk (JV), Sioux Center; Hank Zaletel (HZ), Nevada.

Box 300, Tabor, IA 51653

PURPLE GALLINULE IN BREMER COUNTY

TOM STONE

On 24 May 1994, I was birding at Sweet Marsh in Bremer County. At 8:30 a.m., as I was walking a dike on the southern side of the marsh, a chicken-sized bird flushed from the side of the dike and landed in the water about 100 feet away. While the bird was in the air, my first thought was Common Moorhen.



When it landed, I realized it was a Purple Gallinule, a bird that I was familiar with in Florida. With good lighting, I was able to see blue-purple underparts and head, a red bill with yellow tip, pale blue frontal shield, brown back, long yellow legs, and white undertail. One behavioral characteristic was the continual flicking of its tail. There was ample lighting with partly cloudy skies, and I studied the bird for about 20 minutes. I then drove to George Wyth State Park to contact Tim Gedler, assistant ranger. Soon after that, I reported the sighting to the Iowa Birdline. Many observers were able to see the bird through 14 June, even though it became more secretive and difficult to find.

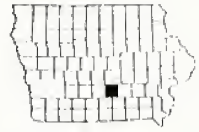
The normal breeding range of Purple Gallinule is the Gulf Coast and lower Atlantic states. It has a tendency to wander northward, most often during the spring. Since 1960, there were five previous records of single birds in Iowa, all of which were first sighted in May. These records included near Cone Marsh, Louisa County in 1964, Promise City, Wayne County in 1975, Ames in 1978, near Amana in 1983, and near Burlington in 1988 (see Haldy, *Iowa Bird Life* 53:57-58; 1983, Cecil, *Iowa Bird Life* 58:115, 1988).

1400 Wren Road, Waterloo, Iowa, 50701

MEW GULL AT RED ROCK RESERVOIR

ANN JOHNSON

On Sunday, 19 December 1993 Russ Widner, Roy Godwin, and I were censusing the south part of Red Rock Reservoir for the annual Christmas Bird Count. While scoping a group of approximately 30 gulls at rest on the old beach at the Whitebreast Recreation Area, I noted one sleeping gull that was about 80% as large as the numerous Ring-billed Gulls. Based on information in Grant (1986), we eventually identified the bird as a first-winter Mew Gull.



The bird's head was tucked in a sleeping position, but the light body mottled with gray and the pinkish-gray legs were noticeable. The mantle and scapulars were mottled medium gray, similar to Ring-billed Gull, and the wing coverts appeared scaly gray-brown, darker than the first-year ring-bills. When the bird awoke, we compared it to the nearby Ring-billed Gulls and rejected identification as a small individual of that species. The head was rounder and smaller. The bill was slimmer and more delicate, lacking an obvious gonys. The bill was primarily black with perhaps the basal third light gray. The eye was black and prominent, the small head making the eye appear large. The nape was very dusky, the crown a bit lighter, and the aricular area was white mottled with diffuse gray. The cheek, chin, and throat were white. The breast was mottled pale gray over white. The primaries were darker than the gray mottling on the head and breast.

After the bird had preened for awhile, it took flight and circled two or three times about 100 yards in front of us before flying out of sight. The bird appeared long-winged and graceful. Its coloration was similar to first-winter Ring-billed Gulls. The outer primaries and secondaries were dark gray to black, both on the upper- and underwing. The contrast with the rest of the wing was greater on the underwing where the coverts were primarily white and only lightly mottled. The dark color on the upper wing graduated to the lighter mottled gray, more scaly at the bend of the wing. In flight the white head contrasted sharply with the gray on the upper back and on the flanks. The breast and belly appeared only lightly mottled. The tail and rump were white with a small amount of light gray markings. A conspicuous wide tail band was dark gray to black but was not quite complete. The outer feather or two, along with a narrow terminal band, appeared white.

Structurally the bird appeared to be a Mew Gull, but its coloration was confusing. The Mew Gull group consists of three subspecies seen in the United States: Mew Gull (*Larus canus brachyrhynchus*) of the West Coast; Common Gull (*Larus canus canus*) of Europe which is seen occasionally on the East Coast; and Kamchatka Gull (*Larus canus kamtschatschensis*) of northeastern Siberia, seen rarely in western Alaska (Tove 1993). A fourth subspecies (*Larus canus heinei*), which is darker mantled than the others, is found in central Russia and western and central Siberia (Grant 1986). Table 1 compares characteristics of the more familiar Ring-billed Gull and the three United States subspecies of *Larus canus* in first-winter plumage (adapted from Grant 1986 and Tove 1993).

Gulls of this species group seen in the central part of the country have been identified as Mew Gulls. Although I have found no precedent for this, we identified the Red Rock bird as the European subspecies (i.e., the Common Gull). The gull we observed was aged as first winter by the scaly gray-brown wing coverts. There are some differences in bill color, but without comparative experience, this field mark was not particularly useful. It appears that the two most useful characteristics are the

rump/tail color and the underwing pattern. Kamchatka Gull, a highly unlikely occurrence in Iowa, could be eliminated by the Red Rock bird's light underwings and mantle more nearly the color of Ring-billed Gull. First-winter Mew Gulls are primarily brown and would appear darker than our bird, particularly on the head, belly, rump, tail, and underwing. The similarity of the Red Rock bird to Ring-billed Gull, especially the whiter rump and tail and light underwings suggest that this was the European subspecies.

Table 1. Comparison of first winter plumages of Ring-billed Gull and three subspecies of Mew Gull.

Body Area	Ring-billed	Mew	Common	Kamchatka
Mantle	medium gray	brown to gray; darker than Ring-billed	darker than Ring-billed; lighter than Mew	dark gray
Head	streaked and mottled	heavy brown wash; streaky	sharply defined streaks; crown, nape whiter than Mew	heavily streaked
Rump	brown spots	heavily barred	bold white; sometimes faint markings	coverts mottled
Tail	white with broad tailband	solid brown with some light mottling	white with dark tailband; outer rectrices white	incomplete tailband
Underparts	fairly white; some mottling	extensive brown mottling	mostly white; some mottling on breast and flanks	whiter than Mew Gull
Underwing	whitish with some darker mottling	brownish	white with limited mottling	dark brown to brownish gray; mottled with white
Bill	variably bi-colored	dark with lighter base	bi-colored; close to Ring-billed	sharply bi-colored

Recent gull records for Iowa have shown that vagrant birds have come this way from both east and west. California and Slaty-backed gulls have certainly come from the West. Great and Lesser Black-backed, Little, and Common Black-headed gulls are seen with regularity on the East Coast. Consequently, a species such as the Mew Gull, which has several recognizable subspecies, should be scrutinized for clues to its origin.

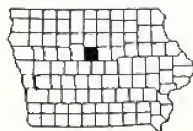
LITERATURE CITED

Grant, P. J. 1986. *Gulls: A Guide to Identification*. Buteo Books, Vermillion, South Dakota. 352 Pp.

FIRST SUMMER RECORD OF A PACIFIC/ARCTIC LOON FOR IOWA

STEPHEN J. DINSMORE

On 13 July 1994, I was birding Anderson Lake, east of Jewell, Hamilton County. At 5:25 p.m., I noticed a loon swimming near the south end of the marsh. I was surprised to see a loon here since the marsh has an average depth of less than 2 feet. With the bird in view in my spotting scope, I noted the dark back, contrasting lighter nape, seemingly small, straight bill, and distinct neck pattern, and identified it as a Pacific/Arctic Loon in basic plumage.



I studied the bird in great detail from distances as close as 75 meters until 8:15 p.m. There were no other birds for direct size comparisons, though the bird was clearly much larger than several nearby Wood Ducks. The shape and posture were those of a loon, with a long neck and slim body that rode low to the water. I noted that the bird appeared stockier and thicker-necked than a Common Loon. The back, upperwings, and tail were black, with no light spotting or pale edgings to the feathers. The bill was dark, straight, and short. The length of the bill was about equal to the length of the head from the base of the bill to the posterior edge of the crown. The bird had a dark mask that included the eye, with the dark color extending across the forehead. The cheek and auricular area were white. The chin, throat, and foreneck were also white. When the bird was preening, a faint chinstrap was visible, but was broken on the throat. Remnants of the chinstrap were most evident on the bird's left side. A thin black line extended from the shoulder to a point just below and behind the eye. The rear portion of the crown and nape were an off-white color, not as white as the foreneck. The three-toned neck pattern was distinctive. Several times, when the bird preened, a few thin black stripes were visible on the lower foreneck, and extended vertically from the water line to the shoulder. The underparts were white, as seen when the bird rolled over to preen. On several occasions, the bird flapped its wings. I noted that the upperwings were black, except for a small white patch at the base of the inner primaries, similar in size and shape to the patch on the wing of an immature Golden Eagle. The primaries were very worn, indicating that the bird may have been close to beginning the wing molt. The bird lacked the paler tips to the scapulars and wing coverts of a first-summer bird. Based on these features, I concluded the bird was an adult in basic plumage.

Identification of basic-plumaged loons can be very difficult. I carefully considered the possibility that the bird was another species of loon, especially the more likely Common Loon. However, the bird was clearly a Pacific or Arctic Loon, but which one? Unfortunately, separation of these two species in basic plumage is difficult, if not impossible. Based on specimen records from the interior United States, Pacific Loon is the most likely species.

The bird remained through at least 17 September, and was seen by numerous birders. Pacific Loons are considered casual in Iowa (Kent and Bendorf 1991), with about 23 records through 1994. The majority of the records have been in the last ten

years. There is one record from April (Bendorf 1981), with the remainder during the fall (October to December), especially between 20 October and 20 November. There are five summer records of single birds from the upper Midwest: 13 June-1 August 1976 at Lake Harriet in Minneapolis, Hennepin Co., Minnesota (Janssen 1987), 17 July 1979 at Box Butte Reservoir, Dawes Co., Nebraska (Rosche 1982), 25 June 1981 in Jackson Co., Minnesota (Janssen 1987), 5 June 1982 at Upper Rice L., Clearwater Co., Minnesota (Janssen 1987), and a subadult from 21-30 June 1991 at Sun L., Lake Co., Illinois (Kleen 1992, *America Birds* 45: 1120,1181). The occurrence of this species in Iowa during summer was totally unexpected, and occurred at an unexpected location.

LITERATURE CITED

- Bendorf, C. 1981. Arctic Loon at Amana Lake. *Iowa Bird Life* 51: 76.
Janssen, R. B. 1987. Birds in Minnesota. University of Minnesota Press, Minneapolis.
Kent, T. H., and C. J. Bendorf. 1991. Official checklist of Iowa birds-1991 edition. *Iowa Bird Life* 61: 101-109.
Kleen, V. M. 1992. Field notes. 1991 breeding season. *The Meadowlark* 1:25-39.
Rosche, R. C. 1982. Birds of Northwestern Nebraska and Southwestern South Dakota. Published by the author. Chadron, Nebraska.

4024 Arkansas Dr., Ames, IA 50014

I. O. U. BUSINESS

BOARD OF DIRECTORS MEETING

Otley, 6 November 1994, 10:00 a.m.-2:10 p.m.

MARY KUHLMAN, SECRETARY

Present: Ann Barker, presiding, Pam Allen, Beth Brown, John Fleckenstein, Jim Fuller, Bud Gode, Ann Johnson, Matt Kenne, Mary, Kuhlman, Tim Schantz.

Minutes for the 9 April 1994 board meeting were approved as published in *Iowa Bird Life*.

Treasurer Pam Allen reported that the organization continues to be in good financial shape and dues are coming in well

Committee Reports

Records: The committee nominated Tim Schantz for a six-year term beginning in 1995 and ending in 2001. It was moved (Fuller, seconded by Gode) that the nomination be approved. Passed.

Membership: Membership information is being sent to bird feeder survey participants. The committee recommended that a press release be sent to local papers prior to each I.O.U. field trip to encourage beginning birders to attend. The field trip committee would select a leader for the beginners group. The membership committee will do the press releases.

Publications: Ann Barker's term has ended and will be discussed at the next meeting.

Library-Historical: Expired terms still need to be filled on this committee.

Big Day: After discussion of possible reasons why participation has decreased, the board suggested that the committee consider rules changes that might increase participation such as regional awards, awards for second and third places, and/or that the winner of the previous year be ineligible. The board would like the event to continue. This year \$197 was collected by the four participating teams.

Education Booklet Promotion: Plans to revise and reprint the booklet continue.

Breeding Bird Atlas: It was moved (Allen, seconded by Kenne) to provide \$8,981.50 to purchase 781 copies of the atlas to distribute to each public and private middle and high school library in Iowa and to each county conservation board. Passed. This money is in addition to the \$1,009 carryover for

photography work already in the fund. The committee was asked to decide how the I.O.U. should be described in the acknowledgements section of the book. The committee should also work with the newsletter editors to promote pre-publication sales and adopt-a-book programs. Ann Johnson volunteered to design a label to place in each donated book saying it was donated by the I.O.U.

Spring Count: The 1995 count will be held on 13 May.

Field Trips: The 12 November field trip starts at 8:00 a.m. at Lake Manawa. The following field trips are planned: southeastern Iowa-29 April; Green Island and Goose Lake-8 July; Brushy Creek-27 August; and northeastern Iowa-2 December. A camping trip is scheduled at Stephens State Forest 17 and 18 June. The committee will explore the possibility of out-of-state field trips.

Nominating: The committee proposed the following slate of nominees for the 1995 election:

President	Carol Thompson
Vice President	Ann Johnson
Director (three positions)	Ann Barker, Bud Gode, Matt Kenne

Old Business

Upcoming meetings: The spring meeting will be in Ida Grove. The program is set, and the local group should look for a student to attend on scholarship. The fall 1995 meeting will be in Dixon on 8-10 September. The program is being planned.

After discussion concerning the spring 1996 meeting, the board suggested a joint Iowa, South Dakota, and Nebraska meeting in Sioux City. The other two states will be contacted, and a planning committee may be appointed later.

New Business

Wildlife Diversity Program: Laura Jackson presented information concerning funding of the Wildlife Diversity Program. A public meeting will be held 1 December in Des Moines. It was moved (Gode, seconded by Schantz) that the president appoint a representative to attend the December meeting and a letter be sent in support of the program. Passed. Together the board filled out an opinion response card to be sent. The board thanked Laura Jackson for her years of service to the state of Iowa.

Commercial sales of checklists: It was moved (Allen, seconded by Gode) to allow commercial sales of the checklist with the minimum order of 100. Passed. Allen will contact ABA about sale of our checklist.

Iowa Environmental Center: Correspondence has been received concerning the formation of an environmental coalition. The board felt that it needed more information before deciding whether or not to be involved. Jane Clark will be asked to find out more and report to the board.

Proposed Budget for 1995: It was moved (Fuller, seconded by Kenne) to approve the budget. Passed. The next board meeting will be held Sunday, 2 April 1995 at 10:00 a.m. at the home of Tim Schantz.

Announcements

Jim Fuller reported that Jim Scheib has investigated America on Line and a bulletin board will be set up for I.O.U. at no cost to us. It will be publicized in the newsletter.

Jim Fuller also informed the board that City Line has discontinued using the Birdline information and we no longer receive \$15 per month.

Cutting of trees at Otter Creek Marsh was discussed. Jim Fuller will write a letter of concern to Richard Bishop of the Iowa D.N.R. and will submit information for the newsletter.

Information was distributed from the Minnesota Ornithologists' Union about rare bird issues. Jim Fuller suggested that the I.O.U. think about publishing information similar to this.

Beth Brown reported that Iowa is losing bird rehabilitators. This puts more pressure on those remaining. Money is a major concern. It was suggested that she submit information to the newsletter.

TREASURERS REPORT--1994, PAM ALLEN, TREASURER

BALANCE SHEET FOR THE YEAR ENDED 31 DECEMBER 1994

CURRENT ASSETS

Cash in bank (Note 1)	18,648.11
Cash in bank, (Note 2)	194.23
Certif. of Deposit (Note 3)	23,591.19
Certif. of Deposit (Note 4)	3,480.68

Interest on CD (Note 5)	707.74	
Interest on CD (Note 6)	92.29	
Total Current Assets, 31 Dec. 1994		\$46,714.24

Assets as of 31 December 1993	43,724.09	
1994 addition	2,990.15	
Total liabilities, fund balance, and 1994 addition		\$46,714.24

FUND BALANCE BREAKDOWN

Birdathon (Note 7)	1,512.05	
Book royalties	2,859.34	
Endowment Fund (Note 7)	4,815.39	
Project Fund (Note 7)	390.71	
Endowment Fund Total		9,577.49

Life Memberships	7,252.50	
Birdline Fund	379.80	
Meeting Fund	1,491.61	
Breeding Bird Atlas	1,009.24	
Operating Fund	27,003.60	

Total Fund Balance, 31 December 1994		\$46,714.24
--------------------------------------	--	-------------

SUPPORT, REVENUES, AND EXPENSES 1994

SUPPORT (Contributions and gifts)

Endowment Fund	237.94	
Iowa Bird Line	222.00	
Project Fund	49.31	
Unspecified contributions	436.00	
Total contributions and gifts		945.25

REVENUES

Membership/subscriptions

Regular member	4,793.00	
First family member	1,365.00	
Second family member	360.00	
Third+ member	32.00	
Life member	225.00	
Institutional subscribers	695.00	
Total membership revenue (see note 8)		7,470.00

Sales

I.O.U. materials	282.00	
Educational Booklets	540.00	
Postage	42.00	
Iowa Bird Life back issues	136.50	
Total sales revenue		1,000.50
Interest income		1,116.45

TOTAL SUPPORT AND REVENUES		\$10,532.20
----------------------------	--	-------------

EXPENSES

Publications Committee		
Iowa Bird Life	3,812.12	
I.O.U. News	888.22	
Total Publications Committee		4,700.34
Committee/officer expenses		
Education Committee	16.18	
Iowa Bird Line	193.08	
Library/Historical Committee	28.77	
Materials Expenses	206.85	
Meeting Expense (Spring 94)	534.16	
Membership Committee	179.67	
Records Committee	267.04	
Spring Bird Count	21.70	
President	116.07	
Treasurer	273.19	
Watchable Wildlife project	1,000.00	
Membership reimbursement	5.00	
Total other organization expenses		2,841.71
TOTAL EXPENSES		\$7,542.05
EXCESS SUPPORT AND REVENUES OVER EXPENSES		\$2,990.15

Note 1. Norwest Bank, Cedar Falls, Iowa (checking account)

Note 2. First National Bank, Ames, Iowa (IBL Account)

Note 3. Twelve-month Certificate of Deposit, maturing 26 June 1995

Note 4. Three-month Certificate of Deposit, maturing 26 March 1995

Note 5. Interest earned on \$23,591.19 C.D. at 31 December 1994

Note 6. Interest earned on \$3,480.68 C.D. at 31 December 1994

Note 7. All Birdathon funds collected are allocated as follows: 75% to the Endowment Fund and 25% to the Project Fund; \$197.25 collected in 1994 and allocated accordingly.

Note 8. Membership revenue recorded in 1994 includes dues payments for 1994 and future membership years.

IOWA ORNITHOLOGISTS' UNION

1992, 1993, AND 1994 MEMBERSHIP INFORMATION

MEMBERSHIP CLASS

	1992	1993	1994
Regular Member	350	342	344
First Family Member	97	101	92
Second Family Member	99	100	93
Third+ Family Member	14	13	15
Free Member	10	10	10
Honorary Member	2	2	2
Institutional Subscriber	55	54	55
Life Member (fully paid)	39	44	42
Life Member (partially paid)	4	2	3
Total membership	670	668	656

New World Warblers by Jon Curson, illustrated by David Quinn and David Beadle. Christopher Helm, London, 1994, 252 pp., hardbound \$40. This, yet another in a series of specialized field guides, covers 116 species of warblers. The author considers all species of this New World group including the problematical Olive Warbler. For each species, the text covers identification, description, geographic variation, voice, habitat and habits, breeding, status and distribution, movements, molt, skull, measurements, and references. With about a page of coverage per species, these writeups provide a good synopsis of information. The heart of this book is the set of 36 colored plates. These plates have a total of 392 illustrations (some of just the head) of the 116 species, an average of about 3.5 per species. For most species, at least three different plumages (usually adult male, adult female, and an immature) are illustrated but for two, Yellow Warbler and Yellow-rumped Warbler, 14 and 11 plumages are shown. The illustrations are excellent. I am especially impressed by the delicate features of Quinn's paintings, but Beadle's are also very good. The page facing the plates includes a range map for each species, a verbal synopsis of the range and usual habitat, and a brief discussion of the key field marks for each of the birds shown. For each species, the text and color plate are cross referenced to allow easy movement between the two sections. Besides the color illustrations, small black and white drawings show tail feather patterns for many species. In my opinion, the biggest fault with the guide lies in the maps. They are far too small (1.25 by 1.75 inches) to be of much use for most species. The base maps used show just the outlines of North and South America along with the major rivers of the Amazon basin and the Mississippi-Missouri river basin. Fortunately, the Des Moines River provides a handy reference for Iowa readers to locate our state, but often even that isn't much help. For species that occupy both North and South America (e.g., Cerulean Warbler), the maps are so small that little can be learned from them. Just showing the country boundaries would have been a big improvement. Iowans will be surprised to learn that the Yellow-throated, Kentucky, and Worm-eating warblers and Louisiana Waterthrush do not nest in the state. I was also surprised to see that Prairie Warblers nest in central South Dakota. A few other quibbles. The author seems to believe that the Humphrey-Parkes system for describing molt is superior to the older Dwight system but then uses the latter, adding lamely that birders are not familiar with the former. How will they become familiar with it if books like this don't use it?

Why should Iowa birders buy this book? Although many field guides already are available, for many birders, identifying warblers really means identifying male warblers in spring. This book, with its great illustrations of the females and immatures, should cause some birders to want to see what those individuals look like in life. If that interests you, then this book is worth having.--J.J.D.



Printed on recycled paper
using soy ink